

# The Annual Quality Assurance Report (AQAR) of the IQAC (2016-2017)

All NAAC accredited institutions will submit an annual self-reviewed progress report to NAAC, through its IQAC. The report is to detail the tangible results achieved in key areas, specifically identified by the institutional IQAC at the beginning of the academic year. The AQAR will detail the results of the perspective plan worked out by the IQAC. (Note: The AQAR period would be the Academic Year. For example, July 1, 2012 to June 30, 2013)

## Part – A

### 1. Details of the Institution

1.1 Name of the Institution

Ismail Yusuf College of Arts, Science and  
Commerce

1.2 Address Line 1

Natwar Nagar, Jogeshwari East,

Address Line 2

Mumbai Suburban,

City/Town

Mumbai

State

Maharashtra

Pin Code

400060

Institution e-mail address

principaliyc@rediffmail.com

Contact Nos.

022 - 2835 21 88

Name of the Head of the Institution:

Dr. Swati Wavhal

Tel. No. with STD Code

022 - 2835 21 88

Mobile:

9867997462

Name of the IQAC Co-ordinator:

Mobile:

IQAC e-mail address:

1.3 NAAC Track ID (For ex. MHCogn 18879)

1.4 NAAC Executive Committee No. & Date:   
(For Example EC/32/A&A/143 dated 3-5-2004.  
This EC no. is available in the right corner- bottom  
of your institution's Accreditation Certificate)

1.5 Website address:

Web-link of the AQAR:

#### 1.6 Accreditation Details

Sl. No.	Cycle	Grade	CGPA	Year of Accreditation	Validity Period
1	1 <sup>st</sup> Cycle	B <sup>+</sup>	78.30	2003	2002-03 to 2007-08
2	2 <sup>nd</sup> Cycle	A	3.14	2017	2016-17 to 2021-2022

1.7 Date of Establishment of IQAC :

1.8 AQAR for the year (2016-17) **2016-2017**

1.9 Details of the previous year's AQAR submitted to NAAC after the latest Assessment and Accreditation by NAAC ((for example AQAR 2010-11 submitted to NAAC on 12-10-2011))

- i. AQAR 2010-11 submitted to NAAC on 02/10/2015
- ii. AQAR 2011-12 submitted to NAAC on 12/11/2015
- iii. AQAR 2012-13 submitted to NAAC on 03/12/2015
- iv. AQAR 2013-14 submitted to NAAC on 20/02/2015
- v. AQAR 2014-15 submitted to NAAC on 20/03/2015
- vi. AQAR 2015-16 submitted to NAAC on

1.10 Institutional Status

University State  Central  Deemed  Private

Affiliated College Yes  No

Constituent College  Yes  No

Autonomous college of UGC Yes  No

Regulatory Agency approved Institution Yes  No

(eg. AICTE, BCI, MCI, PCI, NCI)

Type of Institution Co-education  Men  Women

Urban  Rural  Tribal

Financial Status Grant-in-aid  UGC 2(f)  UGC 12B

Grant-in-aid + Self Financing  Totally Self-financing

1.10 Type of Faculty/Programme

Arts  Science  Commerce  Law  PEI (Phys Edu)

TEI (Edu)  Engineering  Health Science  Management

Others (Specify)

1.12 Name of the Affiliating University (*for the Colleges*)

University of Mumbai

1.13 Special status conferred by Central/ State Government-- UGC/CSIR/DST/DBT/ICMR etc

Autonomy by State/Central Govt. / University

Nil

University with Potential for Excellence

NO

UGC-CPE

NO

DST Star Scheme

NO

UGC-CE

NO

UGC-Special Assistance Programme

NO

DST

NO

UGC-Innovative PG programmes

NO

Any other (*Specify*)

UGC-COP Programmes

NO

## **2. IQAC Composition and Activities**

2.1 No. of Teachers

4

2.2 No. of Administrative/Technical staff

1

2.3 No. of students

3

2.4 No. of Management representatives

0

2.5 No. of Alumni

2

2.6 No. of any other stakeholder and

1

Community representatives

2.7 No. of Employers/ Industrialists

1

2.8 No. of other External Experts

2

2.9 Total No. of members

15

2.10 No. of IQAC meetings held

06

2.11 No. of meetings with various stakeholders:

No.

08

Faculty

06

Non-Teaching Staff

02

Students

Alumni

02

Others

00

2.12 Has IQAC received any funding from UGC during the year? Yes

No

Nil

If yes, mention the amount

Not required

2.13 Seminars and Conferences (only quality related)

(i) No. of Seminars/Conferences/ Workshops/Symposia organized by the IQAC

Total Nos.

0

International

0

National

0

State

0

Institution Level

0

(ii) Themes

--

2.14 Significant Activities and contributions made by IQAC

- (1) Encouraging faculty members to use SMART BOARDS.
- (2) Use of innovative methods by organising training programmes in teaching-learning process.
- (3) Submission of AQAR of the previous year i.e.2015-16
- (4) Contributing to create research culture among staff and students.

2.15 Plan of Action by IQAC/Outcome

The plan of action chalked out by the IQAC in the beginning of the year towards quality Enhancement and the outcome achieved by the end of the year \*

Plan of Action	Achievements
(1) Establishment of Central Research Lab for promoting research culture in the institution	(1) Acquired funds of Five Lakh

<p>(2) To encourage students participation in sports and cultural events.</p> <p>(3) Setting up of vermicomposting pits to utilise wet garbage generated in the campus.</p> <p>4) To undertake work of Beautification of campus and fencing of college premises.</p> <p>5) Finalisation and submission of SSR</p> <p>6) preparing academic calendar and teaching plans for the next academic year i.e.2017-18</p> <p>7) Preparation of Naac Peer Team Visit</p>	<p>(2) Up gradation of Gymkhana facilities</p> <p>3) Permanent stage for cultural activities was constructed.</p> <p>(4) NAAC peer team visited in March 2017</p> <p>5) Two Vermicomposting pits were set up near canteen and hostel mess.</p> <p>6) Construction work of fencing was started.</p> <p>7) SSR was submitted to NAAC in the month of AUG.2016</p> <p>8) All departments and statutory committees were asked to prepare presentations for Peer team visit, which were evaluated by IQAC for final presentation.</p>
---	--

\* Attached academic calendar of 2016-17 annexure I

2.15 Whether the AQAR was placed in statutory body      Yes       No

Management       Syndicate       any other body

Provide the details of the action taken

## Part – B

### Criterion – I

#### **1. Curricular Aspects**

##### 1.1 Details about Academic Programmes

Level of the Programme	Number of existing Programmes	Number of programmes added during the year	Number of self-financing programmes	Number of value added / Career Oriented programmes
PhD	4	0	0	0
PG	4		2	0
UG	7		4	0
PG Diploma				
Advanced Diploma				
Diploma				
Certificate				
Others				
<b>Total</b>	15	0	6	0

Interdisciplinary				
Innovative				

##### 1.2 (i) Flexibility of the Curriculum: CBCS/Core/Elective option / Open options

##### (ii) Pattern of programmes:

Pattern	Number of programmes
Semester	8
Trimester	0
Annual	0

1.3 Feedback from stakeholders\* Alumni  Parents  Employers  Students   
*(On all aspects)*

Mode of feedback : Online  Manual  Co-operating schools (forPEI)

**\*Please provide an analysis of the feedback in the Annexure**

1.4 Whether there is any revision/update of regulation or syllabi, if yes, mention their salient aspects.

#### **Revision and Updating of Syllabus:**

As an affiliated college to University of Mumbai, we implement all revisions in syllabus carried out by University of Mumbai from time to time.

1.5 Any new Department/Centre introduced during the year. If yes, give details.

Self-Financing courses B.M.S., B. A. F. and M.Com. (Management), M.Com. (Accountancy)

## Criterion – II

### 2. Teaching, Learning and Evaluation

2.1 Total No. of

Permanent faculty

Total	Asst. Professors	Associate Professors	Professors	Others
43	24	16	1	2

2.2 No. of permanent faculty with Ph.D.

22

2.3 No. of Faculty Positions Recruited (R) and Vacant (V) during the year

Asst. Professors		Associate Professors		Professors		Others		Total	
R	V	R	V	R	V	R	V	R	V
24	41	09	00	00	00	03	01	74+	41+
								03	01

2.4 No. of Guest and Visiting faculty and Temporary faculty

00

64

00

2.5 Faculty participation in conferences and symposia:

No. of Faculty	International level	National level	State level
Attended	03	04	08
Presented	03	04	01
Resource Persons			02

2.6 Innovative processes adopted by the institution in Teaching and Learning:

\*College teachers adopted combination of traditional as well as ICT.

\*Workshops and seminars are organised to understand the syllabus with reference to current affairs.

\* Industrial visits and excursions are organised.



\*College organised a workshop in which we emphasized on power point presentations, group discussions. Teachers also motivates students to participate in various intercollegiate competitions.

\*To inspired students college organised various academic activities in the memory of various stalwart's. The students attend talks, workshops and programmes organized by the College and other Institutions and interact with the experts.

\* They are also taken for various subject related field visits to enhance knowledge and develop global perspective too. Students are encouraged to prepare class presentations, thereby promoting independent thinking and developing communication skills.

\*In view of the rapid changes in the field of higher education due to globalization and technological advancements, teachers are constantly encouraged to update their knowledge and skills.

2.7 Total No. of actual teaching days

182

During this academic year

2.8 Examination/ Evaluation Reforms initiated by

The Institution (for example: Open Book Examination, Bar Coding, Double Valuation, Photocopy, Online Multiple Choice Questions)

Masking of answer books was introduced at the First Year and second year university examination. The teachers submitted the detailed Model Answers and Marking Scheme of the question paper before the assessment. The students are given photocopies of the answer books as per the University guidelines. All the rules laid down by University of Mumbai are followed. In the Examination and Evaluation system are:

**Continuous Evaluation System:**

The University of Mumbai introduced the Credit Based Semester and Grading System (CBS&GS) since the Academic Year 2011-2012. Under this new system, internal assessment is removed. Students are appearing for 100 marks paper at the end of each semester.

FOR SELF ASSESSMENT COURSES LIKE B.M.S., B.A.F., C.S. and BIO. TECH. INERNAL EVALUATION IS AS FOLLOWS

Sr.No.	Particulars	Marks
1.	One periodical class test	20
2.	Active participation in routine class instructional deliveries and overall conduct as a responsible learner, mannerism, articulation and exhibit of leadership qualities in organizing related academic activities.	05
Total Marks		25

2.9 No. of faculty members involved in curriculum

Restructuring/revision/syllabus development

as member of Board of Study/Faculty/Curriculum Development workshop

B:

F:

C:4

2.10 Average percentage of attendance of students

81 %

2.11 Course/Programme wise

Distribution of pass percentage:

<b>Title of the Programme</b>	<b>Total no. of students appeared</b>	<b>Passing Percentage</b>
B.A. English	10	70.00
B.A. Marathi	20	80.00
B.A. Hindi	15	90.00
B.A. Urdu	27	95.00
B.A. Persian	10	90.00
B.A. Arabic	14	95.00
B.A. Philosophy	10	95.00
B.A. Political Science	17	88.00
B.A. Psychology	15	60.00
B.A. History	18	70.00
B.Sc. Chemistry	34	73.52
B.Sc. Mathematics	12	25.00
B.Sc. Physics	06	66.60
B.Sc. Statistics	13	70.00
B.Sc. Botany	10	100
B.Sc. Zoology	18	100.00
B.Sc. Computer Science	18	84.00
B.Sc. Biotechnology	26	57.69
B.Com	368	68.98
M.Sc. Physics	12	64.00
M.Com. (AC)	58	56.89
M.Com. (MGT)	22	52.27
M.Sc. Chemistry	24	75.00

2.12 How does IQAC Contribute/Monitor/Evaluate the Teaching & Learning processes:

\*The practice of constantly interacting and mentoring students, showing low academic performance or failure in the examination of Semesters I and III examinations to help them improve their results in subsequent exams.

\*Feedback about teachers was taken from students which helps to improve effective teaching.

\*The IQAC monitors programmes held in the College and participation of the students in the Same.

\* Every department is encouraged to conduct skill development programmes that encourage learning beyond the syllabus.

\*Examination results are sent to all the departments for analysis and improvement measures are taken for next semester.

2.13 Initiatives undertaken towards faculty development

<i>Faculty / Staff Development Programmes</i>	<i>Number of faculty benefitted</i>
Refresher courses	0
UGC – Faculty Improvement Programme	Nil

HRD programmes	Nil
Orientation programmes	Nil
Faculty exchange programme	0
Staff training conducted by the university	Nil
Staff training conducted by other institutions	18
Summer / Winter schools, Workshops, etc.	Nil
Others	Nil

#### 2.14 Details of Administrative and Technical staff

Category	Number of Permanent Employees	Number of Vacant Positions	Number of permanent positions filled during the Year	Number of positions filled temporarily
Administrative Staff	37	10	0	Nil
Technical Staff	60	22	0	Nil

## Criterion – III

### 3. Research, Consultancy and Extension

#### 3.1 Initiatives of the IQAC in Sensitizing/Promoting Research Climate in the institution

- IQAC encourages faculty members with Doctorate to apply for research guide ship.
- Encouraged the faculties to engage in research activities. They are also allowed to avail the benefits of FDP.
- Encouraged teachers to participate in International, National and State level Seminars.
- Provides research facilities like free Internet, Wi-Fi, INFLIBNET, Research journals,
- Equipment for Inter-departmental research etc.
- IQAC Invited eminent resource persons to conduct lectures/ workshops/ seminars on relevant topics.
- Students in PG and UG programmes undertakes a project individually or in group and submits a dissertation in the final semester.
- IQAC monitored the research activity by formulating Research Committee.

#### 3.2 Details regarding major project

	Completed	Ongoing	Sanctioned	Submitted
Number	1	1	Nil	Nil
Outlay in Rs. Lakhs	55000	120000	Nil	Nil

#### 3.3 Details regarding minor projects

	Completed	Ongoing	Sanctioned	Submitted
Number	5	Nil	Nil	Nil
Outlay in Rs. Lakhs	150000	Nil	Nil	Nil

#### 3.4 Details on research publications

	International	National	Others
Peer Review Journals	20	00	00
Non-Peer Review Journals	15	02	00
e-Journals	1	00	00
Conference proceedings	00	02	00

3.5 Details on Impact factor of publications:

Total:  Average:  h-index :  Nos. in SCOPUS:

3.6 Research funds sanctioned and received from various funding agencies, industry and other organisations

Nature of the Project	Duration Year	Name of the funding Agency	Total grant sanctioned	Received
Major projects	03	UGC, Puna	120000	120000
	01	University of Mumbai	55000	55000
Minor Projects	02	UGC	79000	79000
Interdisciplinary Projects	Nil	Nil	Nil	Nil
Industry sponsored	Nil	Nil	Nil	Nil
Projects sponsored by the University/ College	03	University of Mumbai	71000	71000
Students research projects <i>(other than compulsory by the University)</i>	Nil	Nil	Nil	Nil
Any other(Specify)	Nil	Nil	Nil	Nil
Total	09		325000	325000

3.7 No. of books published i) With ISBN No.  Chapters in Edited Books

ii) Without ISBN No.

3.8 No. of University Departments receiving funds from

UGC-SAP  CAS  DST-FIST   
DPE  DBT Scheme/funds

3.9 For colleges Autonomy  CPE  DBT Star Scheme   
INSPIRE  CE  Any Other (specify)

3.10 Revenue generated through consultancy

Being a government college, teachers are not permitted to undertake any revenue generating work apart from their official duties.

3.11 No. of conferences organized by the Institution

Level	International	National	State	University	College
Number	0	0	0	01	04
Sponsoring agencies	0	0	0	College Fund	College Fund

3.12 No. of faculty served as experts, chairpersons or resource persons

3.13 No. of collaborations International  National  Any other

3.14 No. of linkages created during this year

3.15 Total budget for research for current year in lakhs : NIL

From funding agency  From Management of University/College

Total

3.16 No. of patents received this year

Type of Patent		Number
National	Applied	Nil
	Granted	Nil
International	Applied	Nil
	Granted	Nil
Commercialised	Applied	Nil
	Granted	Nil

3.17 No. of research awards/ recognitions received by faculty and research fellows Of the institute in the year

Total	International	National	State	University	Dist	College
05	Nil	Nil	Nil	Nil	Nil	Nil

3.18 No. of faculty from the Institution

who are Ph. D. Guides

and students registered under them

3.19 No. of Ph.D. awarded by faculty from the Institution

3.20 No. of Research scholars receiving the Fellowships (Newly enrolled + existing ones)

JRF  SRF  Project Fellows  Any other

3.21 No. of students Participated in NSS events:

University level  State level

National level  International level

3.22 No. of students participated in NCC events:

University level  State level

National level  International level

3.23 No. of Awards won in NSS:

University level  State level

National level  International level

3.24 No. of Awards won in NCC:

University level  State level

National level  International level

3.25 No. of Awards won in Sports:

University level  State level  National level  International level

3.25 No. of Extension activities organized

University forum  College forum

NCC  NSS  DLLE

3.26 Major Activities during the year in the sphere of extension activities and Institutional Social Responsibility

Sr.No.	Event	Organizing Authority	No. of Students participated	Date
1	Republic Day Program	NCC Unit, I.Y. College	50	26/01/2017
2	Street Play on Women Empowerment	NSS Unit, I.Y. College	10	26/01/2017
3	Tree Plantation Drive	NCC Girls Unit, I.Y. College	30	06/09/2016
4	Cleanliness Drive	NCC Girls Unit, I.Y. College	25	18-19 Oct 2016

5	NCC Day Celebration	NCC Girls Unit, I.Y. College	56	30/11/2016
6	Kandivali Blast Recovery	NCC Girls Unit, I.Y. College	12	08-12 Dec 2016

## Criterion – IV

### 4. Infrastructure and Learning Resources

#### 4.1 Details of increase in infrastructure facilities:

Facilities	Existing	Newly created	Source of Fund	Total
Campus area	54 Acres			54 Acres
Class rooms	37	04		41
Laboratories	15			15
Seminar Halls	01			01
No. of important equipment's purchased ( $\geq$ 1-0 lakh) during the current year.	11		DPDC	
Value of the equipment purchased during the year (Rs. in Lakhs)	76,73,858	3,19,889	DPDC	79,93,747
Others				

#### 4.2 Computerization of administration and library

- (1) The administration of the College is fully computerised with all notices, pay bills, and records are being maintained on computers.
- (2) The College has Digital Notice Boards installed in the main building, library hall, science building and Gymkhana for displaying notices for the students.
- (3) The grievances of the students pertaining to Admissions are received online through webmail – info@ismailyusufcollege.com.
- (4) Admissions to all classes in the College are fully computerised and are handled by customised software package titled e-Pravesh.
- (5) The Examination Results of First Year and Second Year Examinations are processed in-house through “IT’S THE MASTER’S SOFTWARE”. Computerisation of Fees Payment, Financial processes and Student record.
- (7) The library is partly computerised and makes use of SOUL software. There is a E-Resources Section in the library for the free access of internet services by the students.



#### 4.3 Library services:

	Existing		Newly added		Total	
	No.	Value	No.	Value	No.	Value
Text Books	1215	170770	1280	178310	--	--
Reference Books	334	150354	405	163854	--	--
Total	78864	--	1685	342164	80549	--
e-Books	3100000	5000	Renewed	5000	3100000	5000
Journals	15	52966	72(some renewed)	140000 + Donated	87	--
e-Journals	6000+	5000	Renewed N-LIST	5000	6000+	5000
Digital Database	1(N-LIST)	5000	Renewed - N-LIST	5000	1	5000
CD & Video	302	--	437	--	135	--
Others (specify)	Maps=19	--	0	--	19	--
	Micro film reels=5	--	0	--	5	--

#### 4.4 Technology up gradation (overall)

	Total Computers	Computer Labs	Internet	Browsing Centres	Computer Centres	Office	Departments	Others
Existing	193	3	193	1	3	3	20	
Added	65	3	65	1	3	3	20	
Total	258	6	258	2	6	6	40	

#### 4.5 Computer, Internet access, training to teachers and students and any other programme for technology Up gradation (Networking, e-Governance etc.)

1) Each Departments was provided with personal laptops so that they can make use of computer technology for their research work and imparting instructions to the students during lecture hour.

(2) All the members of the non-teaching staff are well-versed with computers and most of the office records such as notices, circulars, pay bills, admission data, examination records, budgets, etc. are generated through computers. All office transactions are fully automated.

(3) Two fully air-conditioned labs have been constructed in the New Science Building for the Computer Science Students. These laboratories have 53 computers all connected to the Internet facility. The computers have also been connected to printer through networking.

(4) Both these computer labs have ceiling mounted Over-head projectors. All lecturers make use of power-point presentations for imparting instructions the students of Computer Science.

(5) A separate fully air-conditioned computer lab was constructed in the Main Building for T.Y.B.Com. Computer Systems and Applications students. The computer lab has 35 computers with internet facility. All the computers are connected to the printers.

(6) An independent State-of-art Fully Air-conditioned Computer Resource Centre was constructed in library with a facility 12 computers and internet facility for students. The students of all classes can access these facilities during library hour.

4.6 Amount spent on maintenance in lakhs:

i) ICT	8, 00,000
ii) Campus Infrastructure and facilities	6, 00,000
iii) Equipment's	1, 50,000
iv) Others	2, 50,000
<b>Total:</b>	<b>18, 00,000</b>

## Criterion – V

### 5. Student Support and Progression

#### 5.1 Contribution of IQAC in enhancing awareness about Student Support Services.

IQAC was keen in conducting various activities jointly with statutory bodies and with committees and departments. These activities were organized for the overall development of our students.

1. IQAC and Mahila Takrar Nivaran Samiti organized a workshop on sexual harassment of women at work place Act 2013 Prohibition and Redressal on 25<sup>th</sup> February, 2017.
2. IQAC and WDC organized a special lecture on cyber security, resource person for this was Advocate Pankaj Bafna on 18<sup>th</sup> January, 2017.
3. IQAC and Department of English organized a guest lecture of Dr. B. N. Gaikwad, Vice-Principal, Marathe College on Literature and Society on 18<sup>th</sup> February, 2017. On the same day competitions like Essay writing and Elocution competition were organized.
4. Gender Training Programme: A workshop regarding gender equality was organized by IQAC and NSS on 18<sup>th</sup> October, 2016 and gender equality debate competition was organized by WACHA Charitable trust.
5. College campus cleaning programme was organized by IQAC and NSS on 14<sup>th</sup> December, 2016.
6. Blood donation programme was organized by IQAC and NSS on 12<sup>th</sup> January, 2017.
7. Learning community gender programming workshop was organized by IQAC and NSS on 10<sup>th</sup> and 11<sup>th</sup> February, 2017.
8. In collaboration with Department of History and Department of Library, IQAC organized a workshop on “Electronic Library and Cloud Computing” on 16<sup>th</sup> February, 2017.
9. Library celebrated Wahan Prerana Din jointly with Library on 15<sup>th</sup> October, 2016. Talked was organized on “Mi Ani Maze Wahan” delivered by Smt. Saraswati Dubey.

## 5.2 Efforts made by the institution for tracking the progression

IQAC acts as a coordinating agency for various curricular, co-curricular and extra-curricular activities in the College. It tracks the progression in the following ways:

- (1) After declaration of result, it is forwarded to respected departments for analysis. This helps to identify the strengths and Weaknesses of the students.
- (2) Mentorship scheme is used by some departments in order to ensure proper Academic progress of the students.
- (3) Effective learning skills and skill enhancement workshops were conducted by some Departments.
- (4) Separate meetings are held for academically poor students along with their parents with, which help them for improvement.
- (5) Remedial coaching is also organised by some departments.

### 5.3 (a) Total Number of students

UG	PG	Ph. D.	Others
2552	146	20	---

### (b) No. of students outside the state

28
----

### (c) No. of international students

Nil
-----

Men	No	%	Women	No	%
	1496	55.04		1222	44.96

A.Y.2015-16						A.Y.2016-17					
General	SC	ST	OBC	Physically Challenged	Total	General	SC	ST	OBC	Physically Challenged	Total
2111	180	09	81	1	2382	2390	184	15	125	04	2718

### Demand ratio:

Arts Faculty: 1.68 Approx.

Science faculty 2.82 Approx.

Commerce Faculty 4.27 Approx.

Dropout Rate: Approximately less than 10%

#### 5.4 Details of student support mechanism for coaching for competitive examinations (If any)

Guidance given for NGPE, IIT, NET, SET and GATE examination.

Books for these competitive examinations are available in the library.

No. of students beneficiaries

#### 5.5 No. of students qualified in these examinations

NET  SET/SLET  GATE  CAT

IAS/IPS etc  State PSC  UPSC  Others

#### 5.6 Details of student counselling and career guidance

It is the duty of the respective tutors to identify students having problems. If the problem is not solved he/she will be taken to the counselling coordinator who is trained for this. Finally if the problem persists, he/she will be referred to the Professional Counsellor.

Career Guidance of our College is being managed by Career Guidance and Placement Cell. Cell conducts classes and talks by eminent persons on Career opportunities, personality development and communication skills.

No. of students benefitted

#### 5.7 Details of campus placement

<i>On campus</i>			<i>Off Campus</i>
Number of Organizations Visited	Number of Students Participated	Number of Students Placed	Number of Students Placed
Nil	Nil	Nil	Nil

## 5.8 Details of gender sensitization programmes

**Prof. In-Charge: Dr. M.A. Joshi**

Date	Programme	Details of the programmes
18 <sup>th</sup> and 19 <sup>th</sup> October, 2016	Gender Equality Training Programme work shop and also debate on gender equality. Students performed a drama based on the theme of gender equality.	Resource person by Wacha Charitable Trust
16 <sup>th</sup> December, 2016	Poster making competition on gender equality.	Sathe College, Mumbai

## 5.9 Students Activities

### 5.9.1 No. of students participated in Sports, Games and other events

State/ University level  National level  International level

No. of students participated in cultural events

State/ University level  National level  International level

### 5.9.2 No. of medals /awards won by students in Sports, Games and other events

Sports: State/ University level  National level  International level

Cultural: State/ University level  National level  International level

## 5.10 Scholarships and Financial Support

	Number of students	Amount
Financial support from institution	Nil	Nil
Financial support from government	25	128332
Financial support from other sources	Nil	Nil
Number of students who received International/ National recognitions	Nil	Nil

5.11 Student organised / initiatives

Fairs	: State/ University level	<input type="text" value="Nil"/>	National level	<input type="text" value="Nil"/>	International level	<input type="text" value="Nil"/>
Exhibition:	State/ University level	<input type="text" value="Nil"/>	National level	<input type="text" value="Nil"/>	International level	<input type="text" value="Nil"/>

5.12 No. of social initiatives undertaken by the students

5.13 Major grievances of students (if any) redressed:

The College has functional Grievance Cell for resolving the grievances of students and specifically for girl's student, non-teaching staff and teaching staff. There were no major grievances during the year.

## Criterion – VI

### **6. Governance, Leadership and Management**

#### 6.1 State the Vision and Mission of the institution

**Vision:**

"We at Ismail Yusuf endeavour to nurture young minds with new vision, clarity of thoughts and goals of life by imparting quality and value-based education for the purpose of rendering unique products to serve and then lead the society and bring perfection in entirety which projects our vision."

**Mission:**

- (1) To adhere and further the educational goals enshrined in the Maharashtra Universities Act, 2016.
- (2) To cater to the educational needs of all classes of society, especially the economically and socially underprivileged classes and students with special needs.
- (3) To preserve and promote the rich heritage of variety of Indian and foreign languages and the vast Indian literature.
- (4) To develop the Centres of Research and Extension activities in all disciplines and to contribute towards the nation's development.
- (5) To elevate the educational, ethical and moral standards of students and teachers to create a centre of excellence in higher education in the nation.

#### 6.2 Does the Institution has a management Information System

The College has a Central Management Information System which is housed in the Server Room on the Ground Floor of the Main Building and is administered by the Committee head by the Principal.

**Administrative Procedures including Finance:**

- All administrative functions are computerized and stored in the MIS Centre.



**Students Admission:**

- Admissions of students have been partially computerized and data pertaining to admissions are stored in MIS Centre.

**Students Record:**

- Student's records are stored in MIS centre.

**Evaluation and Examination Procedure:**

- The details of the students appearing for the exam are uploaded on the link sent by University. Question papers of all the examinations are getting uploaded by the University before one hour of commencement of the examination. The College has its own software for processing and storage of result data.

**Others:**

- The College makes extensive use of computers and Central Data storage facility in its administrative and financial activities.

### 6.3 Quality improvement strategies adopted by the institution for each of the following:

#### 6.3.1 Curriculum Development

Since the College is affiliated to the University of Mumbai, the syllabi are Prescribed by the University. However, as members of Board of Studies the faculty members contribute to the Syllabus. Some faculty members are Chairpersons / Members of Syllabus Committees of the University of Mumbai. Some Faculty members attends Syllabus Revision Workshops in their respective subjects and make suggestions to the panel and thus contribute to curriculum development.

#### 6.3.2 Teaching and Learning

The use of ICT in the teaching-learning process has increased due to increasing number of smart rooms. Academically weak Students are guided in order to identify

their weak areas and to improve their Performance in examinations. Some departments have a Mentorship Programme in order to maximize the potential of their students. Some departments organised Skills Development workshops in order to inculcate effective study habits among the Students.

The effective understanding of syllabus of self-financed courses like BMS and BAF, industrial visits are arranged for the students. All science departments take their students for excursions at various places. Seminars and workshops are organised by departments with reference to current affairs and career options.

### 6.3.3 Examination and Evaluation

All the rules laid down by University of Mumbai are followed for examination and evaluation too.

- 1) Detailed guidelines and schedule for Supervision and Assessment work are given to individual teacher in the form of a printed table. This ensures proper discipline during examinations as well as uniformity in the assessment method.
- 2) Assessment of papers in CAP (Centralised Assessment Programme) is compulsory for all. Moderation is carried out wherever required by external experts as per the rules of the University.
- 3) All the rules and regulations prescribed by University are followed. Physically disabled students / students with learning disabilities are given proper facilities like separate seating, additional time as well as grace marks in the examinations.
- 4) Photocopies of examined/moderated papers are given to students, on demand.
- 5) Facility of re-evaluation is available as per the guidelines of the University.

#### 6.3.4 Research and Development

The library has added more number of books, journals, e- books and e-journals for promoting research in students and faculties. Faculties are encouraged to apply for minor and major projects.

#### 6.3.5 Library, ICT and physical infrastructure / instrumentation

The College library has a good store of books, journals, audio-visuals and reference books. The library area is spread over 7500 sq. feet, which includes reading room for boys and girls, library stack room and computer resource centre for students.

The whole college campus is connected to internet through Wi-Fi and wired network. All computers in the college have been provided with internet facility.

The Chemistry lab, Botany lab and Physics lab provide instruments required for conducting research and therefore have approved research centres for Ph.D.

#### 6.3.6 Human Resource Management

The Government of Maharashtra has formulated State Training Programmes ( YASHADA TRAINING CENTER, PUNE) which makes it mandatory for each Teacher to undergo rigorous training as under:

- **Orientation Training (42 days) for new appointees.**
- **Refresher Training (5 days at an interval of 7 years of services, maximum 4 times)**
- **Induction training (As per need)**

At the end of every academic year all teachers are subjected to prepare a Self-appraisal Form, on the guidelines laid down by the Government of Maharashtra. The Head of the Institution gives his remarks on these appraisals and forwards them to

the Director, Higher Education, MS, Pune. The remarks of the Head of the Institution are confidential in nature. The Director of the Higher Education, MS, Pune, further puts his remarks on the Self-appraisal of the teacher and forwards them to the Government of Maharashtra for the record. These reports are taken into consideration for purposes such as transfers, placement, career advancement, promotion, giving additional charge, etc. In order to bring about transparency in the process of self-appraisal, the teachers are given a copy of the Self-appraisal report along with the remarks of the Head of the Institution and the Director, Higher Education, Pune, after the whole process of the appraisal is completed and reports are filed with the Government of Maharashtra.

The teachers are given all other benefits such as promotion and placement and other financial benefits as per the UGC norms. In addition to that, the teachers are also eligible for loans at concessional rates for purchasing computers, vehicles and house.

#### 6.3.7 Faculty and Staff recruitment

All appointments to the teaching posts are made by the Government of Maharashtra only on the recommendation of the Maharashtra Public Services Commission (MPSC). The teaching staff of the Degree College enjoys the status of Class – I Gazetted Officers. The recruitments of the non-teaching staff is done by the Joint Director, Higher Education, through entrance test followed by interview.

#### 6.3.8 Industry Interaction / Collaboration

Experts from various fields / industries were invited as guest speakers to make students aware about Career options, industry demands, job opportunities and various other aspects in their subjects.

### 6.3.9 Admission of Students

- Admissions for all courses in the College are purely done as per the guidelines issued by the University of Mumbai and the Government of Maharashtra from time to time.
- The college receives at least three to four times more applications than its intake capacity for the Commerce and Science stream.
- The College practices a fair means of admissions and does not deprive any student from getting admission to the course based on religion, caste, community, gender etc. No seats are reserved for management quota. All admissions are done on the merit basis. The college does not offer seats to any programme on the basis of donations/recommendations.

The college has an inclusive admission policy catering to diverse students' groups with the following reservation as stipulated by the Act:

- (1) 13% for SC,
- (2) 10% for ST,
- (3) 26% for OBC (non-creamy layer), and
- (4) 3% for special category that includes children of parents who have been transferred from other places, students who have participated in cultural and sports events, etc.
- (5) 3% additional quota for Persons with Disabilities (PwDs).

Since the Academic Year 2014-15, the College has introduced the system of Online Admission whereby the students can fill up admission forms 24X7 from anywhere and the data base so created helps in speedy and smooth implementation of the admission process.

### 6.4 Welfare schemes for

<b>Teaching</b>	<ol style="list-style-type: none"><li>(1) Interest free loan for buying computers/laptops and printers.</li><li>(2) Housing loan and vehicle loans at a concessional rate of interest.</li><li>(3) Government residential quarters at Bandra, Worli and Churchgate.</li><li>(4) Leave travel allowance, group insurance benefits, maternity leave, reimbursement of medical bills for family, etc.</li><li>(5) Grants for visiting foreign universities for paper presentation in conferences and seminars.</li></ol>
-----------------	---

	(6) All other benefits of casual leaves, provided funds, pension, gratuity, etc. as per the government norms.
<b>Non-teaching</b>	(1) Interest free loan for buying computers/laptops and printers. (2) Housing loan and vehicle loans at a concessional rate of interest. (3) Government residential quarters at Bandra. (4) Leave travel allowance, group insurance benefits, maternity leave, reimbursement of medical bills for family, etc. (5) All other benefits of casual leave, provided funds, pension, gratuity, group insurance scheme, etc. as per the government norms.
<b>Students</b>	(1) All students are eligible for the Group Insurance Scheme. (2) There are special cells for the welfare of underprivileged students and students with special needs. (3) All eligible students are given free ships and scholarships as per the Government norms. (4) The institutions has well-equipped gymnasium and indoor and outdoor sports facilities for their physical developments. (5) Economically weaker students are given a facility of paying fess in instalments. (6) Slow learners are given special attention through Remedial coaching and Mentoring system. (7) Students suggestions are tapped through suggestions box scheme and their grievances are redressed through grievances redressal mechanism.

#### 6.5. Total corpus fund generated

Being a government institution, there is no provision of corpus funds. The Principal of the College has Principal's Ledger Account (PLA) at his/her disposal which is the main source of funding for the College. Apart from it, the College receives grants from the District Planning and Development Councils (DPDC), University Grants Commission (UGC) and the State Government under the State Plans.

The grants received by College during the A.Y. 2016-17 are:

Grants received from DPDC	105584000
Grant for Innovative Practices	nil
Grants received from UGC (XIIth Plan)	nil
Grants received under State Plan	5,00,000

6.6 Whether annual financial audit has been done  Yes

6.7 Whether Academic and Administrative Audit (AAA) has been done?

Audit Type	External		Internal	
	Yes/No	Agency	Yes/No	Authority
Academic	NO	-----	Yes	Academic head
Administrative	YES	Joint Director, Mumbai	Yes	Registrar

6.8 Does the University/ Autonomous College declares results within 30 days?

For UG Programmes Yes  No

For PG Programmes Yes  No

6.9 What efforts are made by the University/ Autonomous College for Examination Reforms?

The examination is stringently followed as per the guidelines of the University. All teachers submit three sets of Question papers, of which one is selected randomly by Principal. The teachers who has set question paper, submit the model answers before the assessment begins. The answer books are assessed in the Centralised Assessment Programme (CAP) as per University regulations. Moderation of assessed answer books, wherever required is conducted by external experts as per the rules of the University. The students can apply for revaluation, photocopy as per the rules of the University.

6.10 What efforts are made by the University to promote autonomy in the affiliated/constituent colleges?

N.A.

### 6.11 Activities and support from the Alumni Association

The College has an active Past Students' Forum (PSF) which is registered under the Society's Registration Act as well as the Trust Registration Act.

- The Society Registration No. of the PSF is 1086/94.
- The Trust Registration Number of the PSF is F18910/97.

The PSF organizes get-together of its members on the occasion of 15th August and 26th January every year in the College premises. The members take active part in the Flag hoisting ceremony and Republic Day Parade and college day celebration. Being a government institute, the College does not avail any financial assistance from the PSF.

The PSF Meet is organised in the College Auditorium after the conclusion of Flag Hoisting Ceremony. The members of the PSF share their experiences and provide suggestions for the improvement of functioning of the College. Some of them also conduct special lectures for Students as per their convenience.

The College developed its "e-Alumni" portal for preparing a database of alumni of the College which is linked to the College website. The portal was launched in the A.Y. 2014-15. The "e-Alumni" portal helps College to maintain and manage database of its alumni and tap them for the development of the College.

Date	Events	No.Of Alumni participated
12/12/2017	PSF meet	38

### 6.12 Activities and support from the Parent – Teacher Association

The College has active Parents-Teacher Association (PTA) which meets regularly on the occasions like:

#### **(1) PTA Meetings (twice in a year)**

#### **(2) Annual Prize Distribution Function.**

- 1) The Parents-teachers Meets are organised once during each Semester to improve attendance in the class and understand the problems faced by students. On the occasion of PTA Meets, the parents are given an opportunity to share their views and opinions and make suggestions for bringing about improvements in the teaching-learning process and infrastructure in the College.
- 2) Parents of students who secure highest marks in different subjects or who secure place in the Merit List of the University are invited on the occasion of the Annual Prize Distribution function. The occasion provides an opportunity to parents to interact with teachers and the Principal on various issues pertaining to the progress of the students.



Date	Events	No.Of Parents participated		
		Arts	Commerce	Science
28 FEBRUARY	Parents Teacher meet	45	146	130

#### 6.13 Development programmes for support staff

English speaking workshop for non-teaching. Games and sports were organised for teaching as well as non-teaching staff on the sports Day.

#### 6.14 Initiatives taken by the institution to make the campus eco-friendly

- (1) The College campus is situated over an area of 54 acres of land with the College main building situated on a hillock. No commercial activities like erection of hoardings and Mobile towers are allowed in the campus that will endanger the green cover of campus.
- (2) The NSS, NCC and Women Development Cell of the College jointly undertake Tree Plantation Drive every year in the College campus.
- (3) The NSS and NCC units jointly conduct Cleanliness Drive in the College campus to keep campus clean and green.
- (4) Solar lamps have been installed in the campus to save consumption of electricity. The College hostel is provided with solar water heater.
- (5) Development of flower gardens.

## Criterion – VII

### 7. Innovations and Best Practices

7.1 Innovations introduced during this academic year which have created a positive impact on the

Functioning of the institution. Give details.

New courses: Introduction of new courses BMS and BAF.

Data of individual students viz; their earlier exam marks, eligibility & enrolment number are sent to the university digitally through MKCL portal.

7.2 Provide the Action Taken Report (ATR) based on the plan of action decided upon at the Beginning of the year

Plan of Action	Action Taken Report
Increasing use of ICT in teaching	Constructed six Smart Class Room
To complete Naac Reaccreditation process	Process was done , Peer team visited on 22,23 and 24 <sup>th</sup> March.2017
Improvement in results	Remedial lectures were conducted regularly by all departments
Provision of VIFI connection in college premises	College installed VIFI connection
Language lab Provision	Students from the vernacular languages are given the facility of using language lab.

7.3 Give two Best Practices of the institution (*please see the format in the NAAC Self-study Manuals*)

1. Tree Plantation

2. Pits Management for solid and wet garbage

(\*Please refer annexure no iii)

7.4 Contribution to environmental awareness / protection

The College campus is the only green patch in the surrounding concrete jungle. The college has huge trees that helps to make the environment pollution free.

(1) The NSS, NCC and DLLE of the College jointly undertake Tree Plantation Drive every year in the College campus.

(2) The NSS and NCC units jointly conduct cleanliness drive in the College campus to keep campus clean and green.

(3) Solar lamps have been installed in the campus to save consumption of electricity. The College hostel is provided with solar water heater. The green foliage includes an impressive array of old trees alongside a well Maintained garden of flowering plants and crotons.

(4) A Cartoon drawing competition and an essay writing competition on environmental awareness was conducted as a part of Science day Celebration on 28<sup>TH</sup> Feb 2017

(5) The Department of Botany undertakes Vermi Composting projects at the College level to promote usage of organic manure.

(6) The verdant college campus attracts many morning walkers.

7.5 Whether environmental audit was conducted? Yes  No

7.6 Any other relevant information the institution wishes to add. (for example SWOT Analysis)

### SWOT Analysis:

#### Strengths:

One of the biggest educational campuses in the city of Mumbai spread 54 over acres and its lush-green and serene environment, bio-diversity and rare flora and fauna provide a 'Gurukul like set up.

\*Courses in all streams and Arts, Science and Commerce, at all four levels. Junior, Undergraduate, Postgraduate and Research – provide tremendous potential for academic development.

\*Self-financed courses like B.Sc. (Computer Science), B.Sc. (Bio-technology), Bachelor of Management Studies (BMS) and Bachelor of Accounting and Finance (BAF).

\* Largest number of options in languages: Hindi, Marathi, Gujarati, English, Persian, Arabic and Urdu, Humanities and Social Sciences, Economics, History, Psychology, Philosophy and Political Science.

\*Research centres in various disciplines such as Chemistry, Physics, Botany, Urdu and Hindi with as many as 15 recognised research guides.

\*Highly qualified research oriented staff with majority of them possessing research degree and pursuing further research through publication of research papers and availing research projects.

\*Eight National Patents awarded to Dr. Pratima S. Jadhav, Dr. M.N. Kulkarni, Dr. U.B. Kakde, Dr. Thorat and Dr. Archana Rangari for their research innovations.

\*Oldest National Cadet Corps (NCC) Units for both boys and girls, which imparts training and discipline of high degree to the enrolled students.

\*Independent Gymkhana building having built up area of approximately 2258.82 sq.m. Providing facility of gymnasium and various indoor games like table-tennis, chess, carrom, badminton and yoga.

\*A large open ground of approximately 45480 sq.m. Providing facilities for outdoor games likes' volleyball court, basketball court and cricket pitch.

\*On campus Hostel and mess facility at highly subsidized rates for boys with a capacity of about 140 students is an added advantage for the outstation students.

### **Weaknesses:**

\*Several vacant teaching posts waited to be filled by the Government on the recommendations of the Maharashtra Public Service Commission (MPSC).

\*No provision of appointing permanent staff in various self-financed courses such as B.Sc. (Computer Science), B.Sc. (Bio-technology), BMS and BAF.

\*Natural growth of some courses like Commerce with limited sanctioned staff as per the old Staffing Pattern and heavy reliance on temporary staff affect the quality of teaching.

\*Annual transfers of teaching and non-teaching staff from one government institution to another in the State destabilise the smooth functioning of the College.

\*Lack of adequate non-teaching staff poses a serious threat to the security of the huge premises, allowing access to many unauthorized entrants and encroachments along the boundary walls.

\*A number of government offices, housed temporarily initially, have become permanent feature on the premises making it difficult to stop unauthorized entrants in the premises.

### **Opportunities**

\*Potential to develop into University as per the provisions of the Rashtriya Uchchar Shiksha Abhiyan (RUSA) due to its large expanse, qualified faculty and well developed infrastructure which will be useful for overall development of students.

\*Large campus area provides scope for further expansion of undergraduate and post-graduate courses in all disciplines and also research activities.

\*Well-equipped laboratories, highly qualified staff and other facilities for research provide an opportunity to establish research centres in all disciplines.

\*Given an academic autonomy, the institution has a potential to house a number of self-financed courses in collaboration with industries.

\*On campus hostel facility provides an opportunity to admit outstation and foreign students for pursuing higher studies and research activity.

**8. Plans of institution for next year**

1. Introduction of various skill based programmes.
2. Organisation of seminars and workshops based on career opportunities.
3. Provision of more welfare activities and infrastructural development for student.
4. Increasing involvement of all stake holders in the institutional development.
5. Creating environment awareness about various current issues among students by organising various competitions as extension activity.

*Name: Dr.(Smt.) Anjali A Alekar*

*Name: Dr.(Smt.) Swati S Wavhal*

\_\_\_\_\_  
*Signature of the Coordinator, IQAC*

\_\_\_\_\_  
*Signature of the Chairperson, IQAC*

\_\_\_\_\_  
\*\*\*  
\_\_\_\_\_

**Abbreviations:**

CAS	-	Career Advanced Scheme
CAT	-	Common Admission Test
CBCS	-	Choice Based Credit System
CE	-	Centre for Excellence
COP	-	Career Oriented Programme
CPE	-	College with Potential for Excellence
DPE	-	Department with Potential for Excellence
GATE	-	Graduate Aptitude Test
NET	-	National Eligibility Test
PEI	-	Physical Education Institution
SAP	-	Special Assistance Programme
SF	-	Self Financing
SLET	-	State Level Eligibility Test
TEI	-	Teacher Education Institution
UPE	-	University with Potential Excellence
UPSC	-	Union Public Service Commission

\*\*\*\*\*

## ANEXTURE-I

### ACADEMIC CALENDER FOR 2016-17

**Government of Maharashtra's Ismail Yusuf College of Arts, Science and Commerce  
Jogeshwari (E) Mumbai-400060**

Academic Calendar 2016-2017

Month and Year	Date	Program
<b>June 2016</b>	6 <sup>th</sup>	June Opening of College
	21-30 <sup>th</sup>	Yoga Week(Gym)
	20-21 <sup>st</sup>	Introduction Lectures
<b>July 2016</b>	2 <sup>nd</sup> Week	Indoor Games (Gym), Orientation lecture F.Y.B.Sc. (Stats)
	4 <sup>th</sup>	Introduction Lecture
	11 <sup>th</sup>	Bridge Course(Stats)
	18-23 <sup>rd</sup>	Bridge Course(English)
	21-22 <sup>nd</sup>	Workshop on Techniques and Skills For Botany Practical
	6 <sup>th</sup>	Ramzan Eid
<b>August 2016</b>	8-13 <sup>th</sup>	Campus cleaning(NCC)
	24 <sup>th</sup> and 31 <sup>st</sup>	Guest Lecture(Urdu)
	29 <sup>th</sup>	International Sports Day
	30 <sup>th</sup>	Literature Association Inaguration(Eng)
	30 <sup>th</sup>	Literature Association Inaguration(Eng)
<b>September 2016</b>	2 <sup>nd</sup>	Guajarati Mandal Inauguration
	10-14 <sup>th</sup>	Workshop or Seminar on Fireworks(Chem)
	21 <sup>st</sup>	Guest Lecture(Urdu and History)
	26 <sup>th</sup>	Guest Lecture(Urdu)
	30 <sup>th</sup>	Historical Place Visit(History)
	5 <sup>th</sup>	Ganesh Chaturthi
	6-12 <sup>th</sup>	Mid Term Break
	13 <sup>th</sup>	Bakari Eid
<b>October 2016</b>	1 <sup>st</sup>	Beginning of college Examinations
	3-6 <sup>th</sup>	Lecture Series(Bot.) and bridge course (Urdu)
	15 <sup>th</sup>	Book Exhibition
	25 <sup>th</sup>	Last working Day of Semester
	11 <sup>th</sup>	Dasehra
	12 <sup>th</sup>	Moharam
	26 <sup>th</sup> Oct.- 14 <sup>th</sup> Nov.	Diwali vacation
	14 <sup>th</sup> Nov.	Diwali vacation
<b>November 2016</b>	15 <sup>th</sup>	Reopening of College
	23 <sup>rd</sup>	Guest lecture(Urdu)
	25 <sup>th</sup>	College result declaration
<b>December 2016</b>	1 <sup>st</sup>	AIDS day celebration
	9 <sup>th</sup>	Lecture Series(Bot.)
	1-2 <sup>nd</sup> Week	Bridge Course for F.Y.B.Sc. Students
	5-17 <sup>th</sup>	Certificate Course "Statistic in Management"
	10 <sup>th</sup>	Poster Exhibition "World of Statistics"
	12 <sup>th</sup>	Musahara(Urdu)
	2-3 <sup>rd</sup> Week	Annual Sport Day, Historical Place visit(History)
	12 <sup>th</sup>	Eid-A-Milad
	26-1 <sup>st</sup>	Winter Break

<b>January 2017</b>	6 <sup>th</sup> 10 <sup>th</sup> 16-17 <sup>th</sup> 18 <sup>th</sup> 26 <sup>th</sup>	Literature workshop(Eng) Essay Competition (Gujarati) Industrial visit(Chem.) Quiz Competition(History) Republic Day and NCC Flag Hoisting and parade, Skit by NSS and DLLE
<b>February 2017</b>	1 <sup>st</sup> 6 <sup>th</sup> 10 <sup>th</sup> 11 <sup>th</sup> 19 <sup>th</sup> 27 <sup>th</sup> 28 <sup>th</sup>	Vasant Panchami State Level Workshop (Gym.) Hands on Training Programme(Chem.) Workshop on Digital library(His.) Shivaji Maharaj Jayanti Universal Marathi language Day(Kusumagraj Jayanti) (Marathi) Indian Science Day
<b>March 2017</b>	1 <sup>st</sup> 13 <sup>th</sup>	Beginning of College Examination Holi
<b>April 2017</b>	5 <sup>th</sup> 9 <sup>th</sup> 14 <sup>th</sup> 15 <sup>th</sup> 16-22 <sup>nd</sup>	Ram Navami Mahavir Jayanti Dr. Babasaheb Ambedkar Jayanti/Good Friday College Result Declaration Day Yoga day Celebration
<b>May 2017</b>	1 <sup>st</sup>	Maharashtra Day

- This Academic Calendar is based on data provided by following Departments Gymkhana, Math's(Science), English, Chemistry, History, Library, Botany, Statistic, Marathi, Urdu, Gujarati, NCC (Girls), Hindi
- **Note:** All departments, committees, library, Gymkhana will conduct meeting at 3<sup>rd</sup> or 4<sup>th</sup> week of every months. Parent teacher meeting in months of September and February.
- **Vacation as per University circular No. UG/147 dated 01.03.2016.** Government vacations as per Maharashtra Govt. gazette GAD Notification on 24<sup>th</sup> Nov. 2015

Prof. D. N. Bhangare

.....



## **Annexure II FEEDBACK ANALYSIS**

### **Report of Feedback Analysis on Teaching for the Academic year 2016-17**

The feedback of students for the academic year 2016-17 is taken for all Arts, Science and Commerce Undergraduate and Post Graduate Programmes conducted in the College. The feedback is taken randomly once a year for all programmes. Feedback is collected in two parts of questionnaire:

1) Feedback About college 2) Feedback on Teacher and Quality of teaching.

Following questions were included considering the overall feedback of students about teachers.

- a) Subject knowledge
- b) Communication skill
- c) Sincerity and commitment of the teacher
- d) Interest generated by the teacher
- e) Ability to integrated subject with environment
- f) Ability to integrated content with other courses
- g) Accessibility of teacher inside and outside of the class
- h) Ability to design quiz / test assignment/ examination and project to evaluate students understanding of course.
- i) Ability to create interest of subject among students
- j) Ability to integrate with practical
- k) Teacher encouragement for student's class participation
- l) Teachers advice regarding preparation of examination
- m) Teacher's interaction with students.
- n) Teacher analysis about your performance
- o) Impact of internal marks valuation on your course grade
- p) Teacher providing information about the career prospect
- q) Overall rating of the teacher.
- r) General awareness

The students were asked to grade teacher(s) on a scale of '1to5'.

Where:

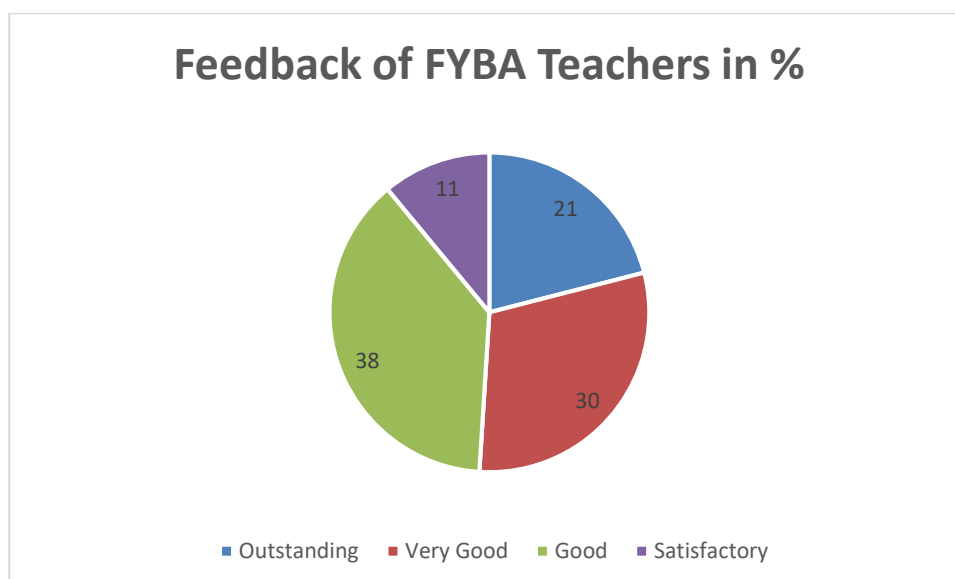
- 5= Excellent
- 4 =Good
- 3 =Average
- 2 =below average
- 1=Poor
- 0= Very Poor

The analysis of student's feedback is summarized into following tables and graphs:

### F.Y.B.A.

This table and pie chart shows the performance of individual teachers of FYBA in %.

Category	Average
Outstanding	21
Very Good	30
Good	38
Satisfactory	11

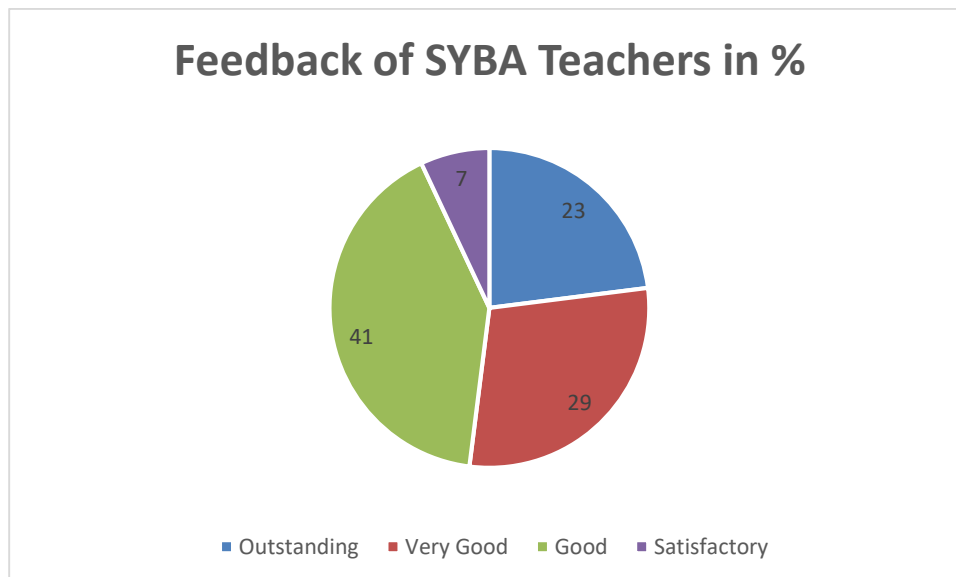


The pie chart shows that 21% of teachers belong to Outstanding category, 30% of teachers belong to Very Good category, 38% of teachers belong to Good category and 11% of teachers belong to Satisfactory category on the parameters.

## S.Y.B.A.

This table and pie chart shows the performance of individual teachers of SYBA in %.

Category	Average
Outstanding	23
Very Good	29
Good	41
Satisfactory	7

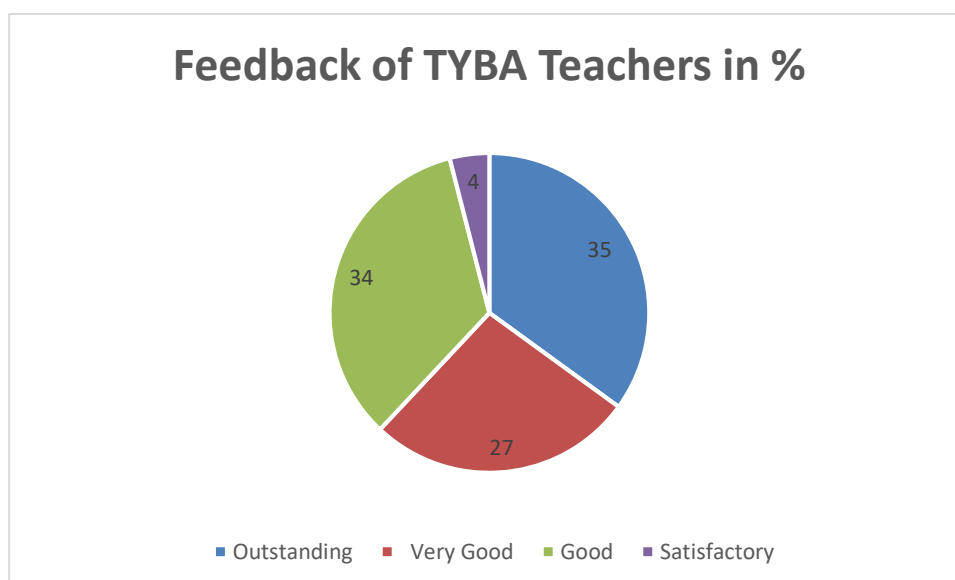


The pie chart shows that 23% of teachers belong to Outstanding category, 29% of teachers belong to Very Good category, 41% of teachers belong to Good category and 7% of teachers belong to Satisfactory category on the parameters.

## T.Y.B.A.

This table and pie chart shows the performance of individual teachers of TYBA in %.

Category	Average
Outstanding	35
Very Good	27
Good	34
Satisfactory	4

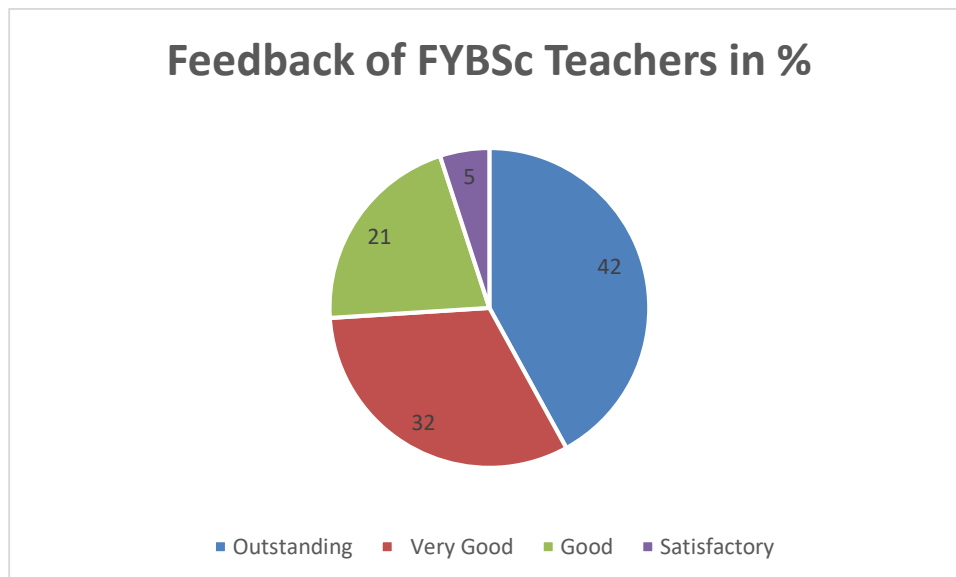


The pie chart shows that 35% of teachers belong to Outstanding category, 27% of teachers belong to Very Good category, 34% of teachers belong to Good category and 4% of teachers belong to Satisfactory category on the parameters.

## F.Y.B.Sc.

This table and pie chart shows the performance of individual teachers of FYBSc in %.

Category	Average
Outstanding	42
Very Good	32
Good	21
Satisfactory	5

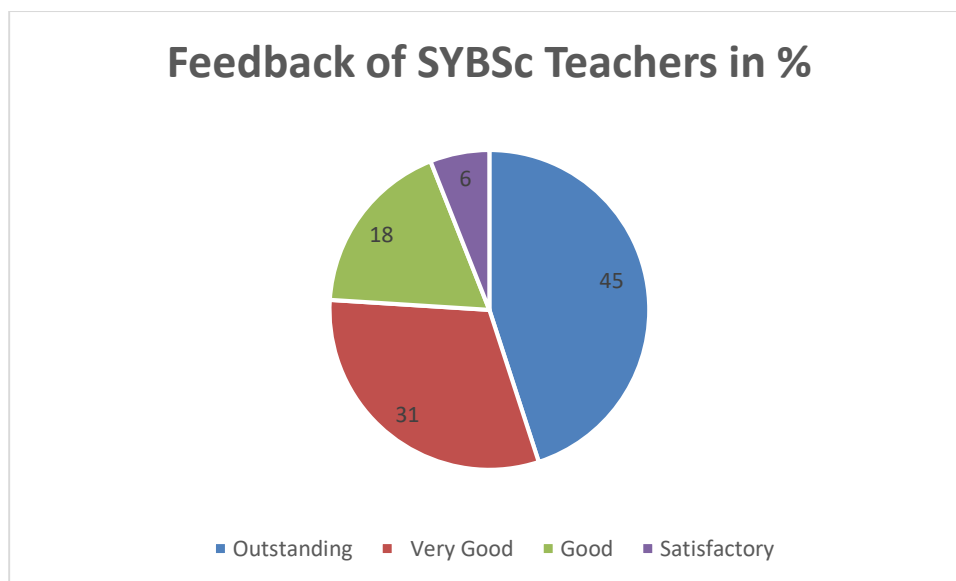


The pie chart shows that 42% of teachers belong to Outstanding category, 32% of teachers belong to Very Good category, 21% of teachers belong to Good category and 5% of teachers belong to Satisfactory category on the parameters.

## S.Y.B.Sc.

This table and pie chart shows the performance of individual teachers of SYBSc in %.

Category	Average
Outstanding	45
Very Good	31
Good	18
Satisfactory	6

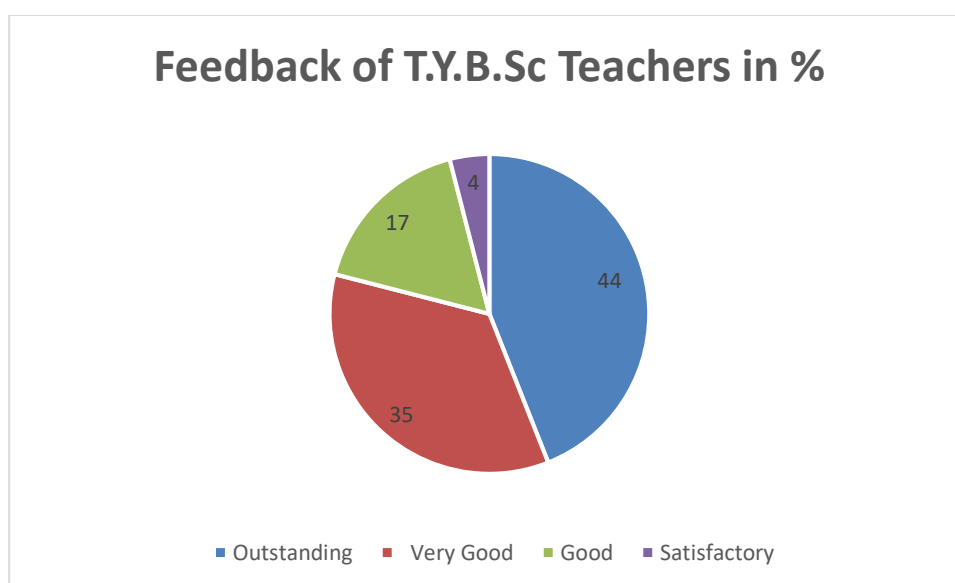


The pie chart shows that 45% of teachers belong to Outstanding category, 31% of teachers belong to Very Good category, 18% of teachers belong to Good category and 6% of teachers belong to Satisfactory category on the parameters.

## T.Y.B.Sc.

This table and pie chart shows the performance of individual teachers of TYBSc in %.

Category	Average
Outstanding	44
Very Good	35
Good	17
Satisfactory	4

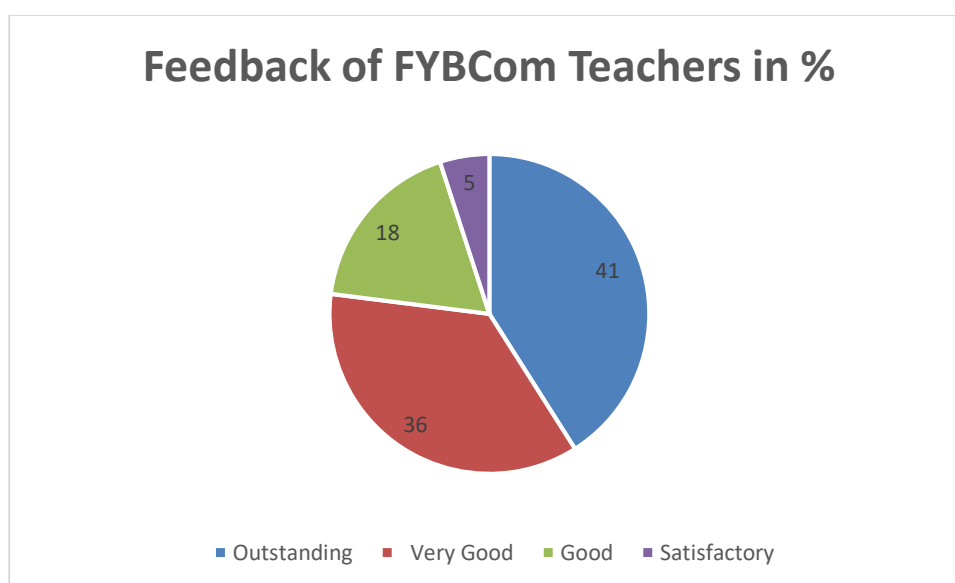


The pie chart shows that 44% of teachers belong to Outstanding category, 35% of teachers belong to Very Good category, 17% of teachers belong to Good category and 4% of teachers belong to Satisfactory category on the parameters.

## F.Y.B.Com

This table and pie chart shows the performance of individual teachers of FYBCom in %.

Category	Average
Outstanding	41
Very Good	36
Good	18
Satisfactory	5



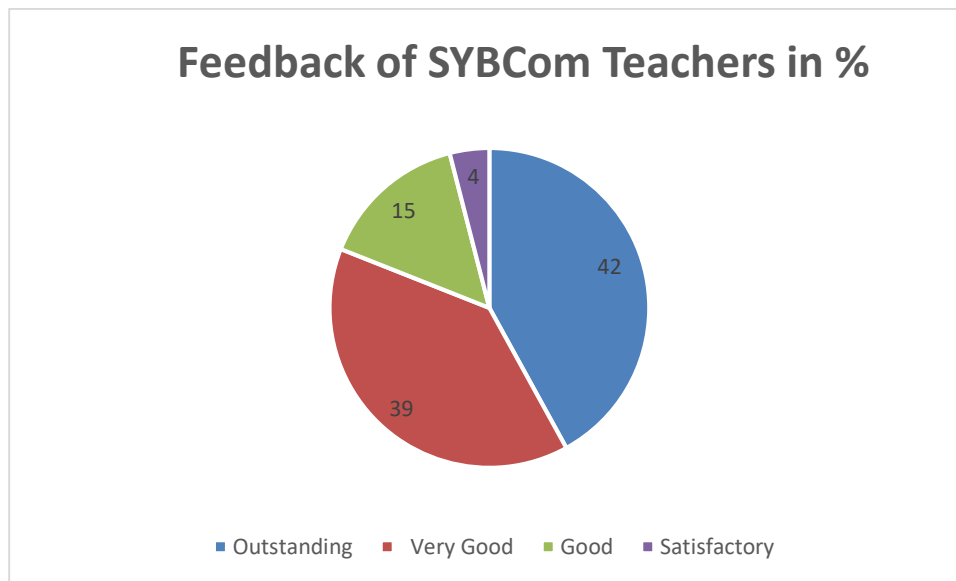
The pie chart shows that 41% of teachers belong to Outstanding category, 36% of teachers belong to Very Good category, 18% of teachers belong to Good category and 5% of teachers belong to Satisfactory category on the parameters.



## S.Y.B.Com

This table and pie chart shows the performance of individual teachers of SYBCom in %.

Category	Average
Outstanding	42
Very Good	39
Good	15
Satisfactory	4

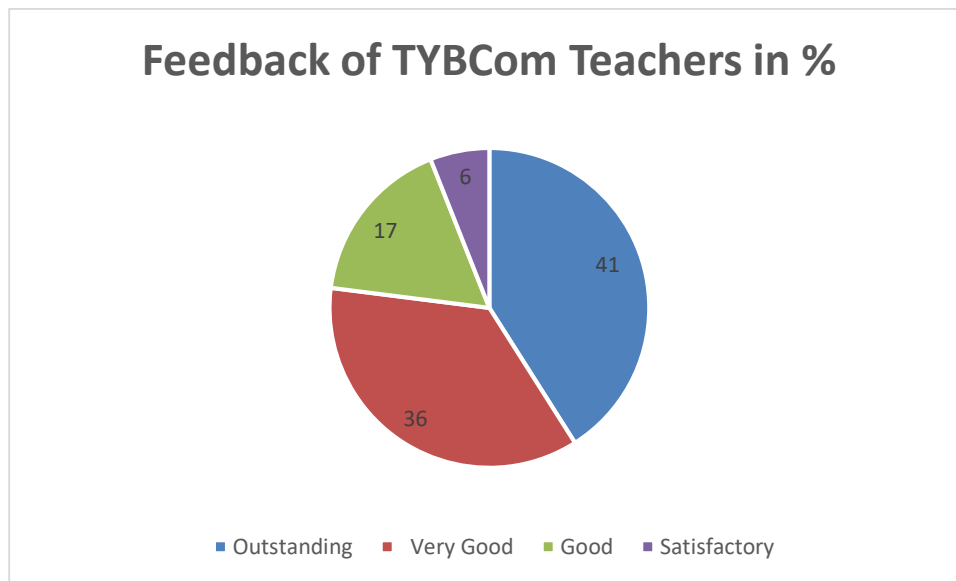


The pie chart shows that 42% of teachers belong to Outstanding category, 39% of teachers belong to Very Good category, 15% of teachers belong to Good category and 4% of teachers belong to Satisfactory category on the parameters.

## T.Y.B.Com

This table and pie chart shows the performance of individual teachers of TYBCom in %.

Category	Average
Outstanding	41
Very Good	36
Good	17
Satisfactory	6

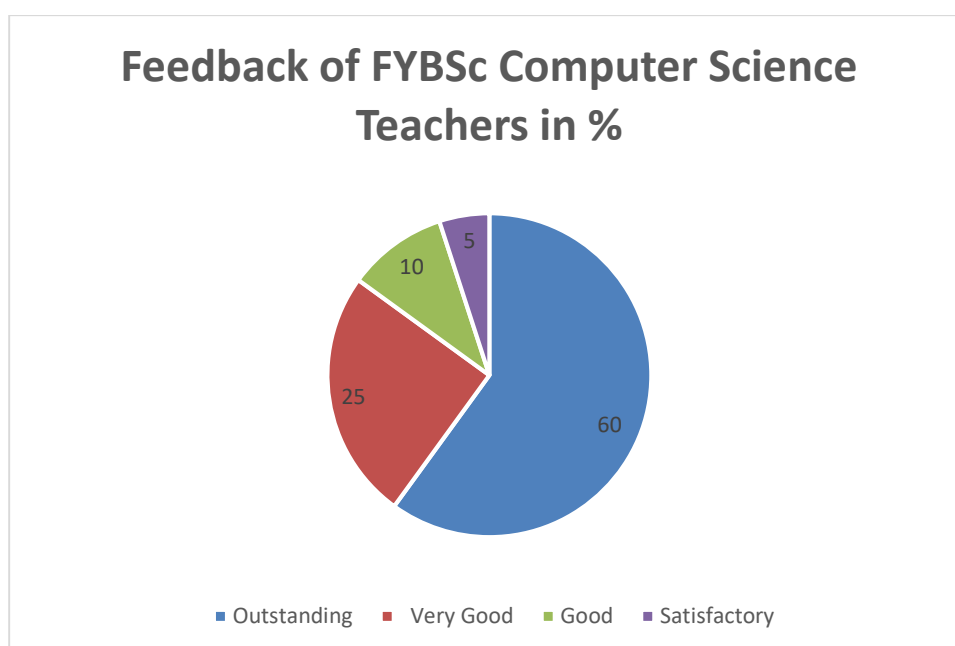


The pie chart shows that 41% of teachers belong to Outstanding category, 36% of teachers belong to Very Good category, 17% of teachers belong to Good category and 6% of teachers belong to Satisfactory category on the parameters.

## F.Y.B.Sc Computer Science

This table and pie chart shows the performance of individual teachers of FYBSc Computer Science in %.

Category	Average
Outstanding	60
Very Good	25
Good	10
Satisfactory	5

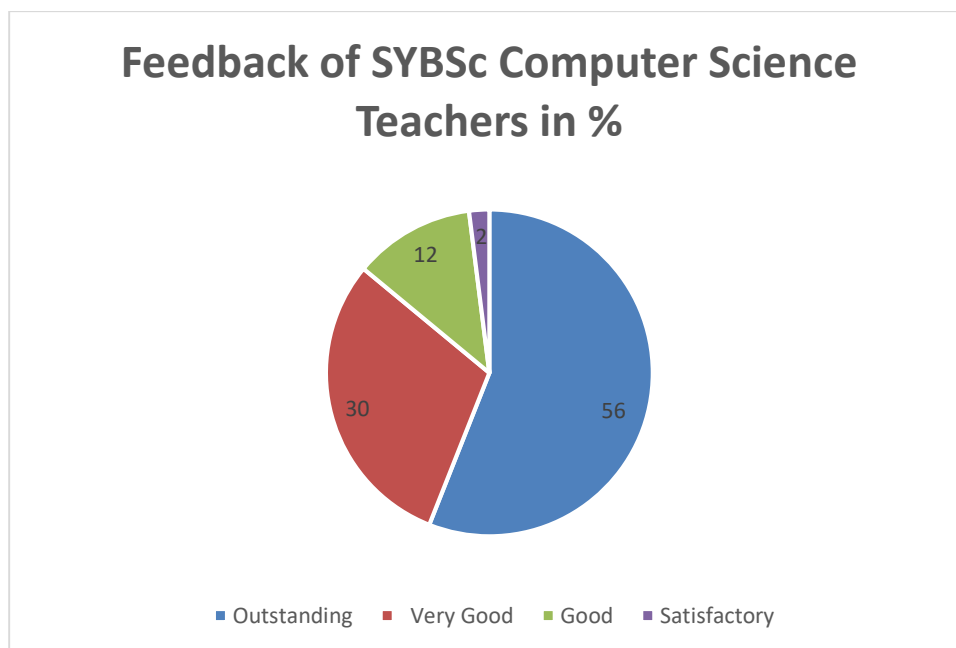


The pie chart shows that 60% of teachers belong to Outstanding category, 25% of teachers belong to Very Good category, 10% of teachers belong to Good category and 5% of teachers belong to Satisfactory category on the parameters.

## S.Y.B.Sc Computer Science

This table and pie chart shows the performance of individual teachers of FYBSc Computer Science in %.

Category	Average
Outstanding	56
Very Good	30
Good	12
Satisfactory	2

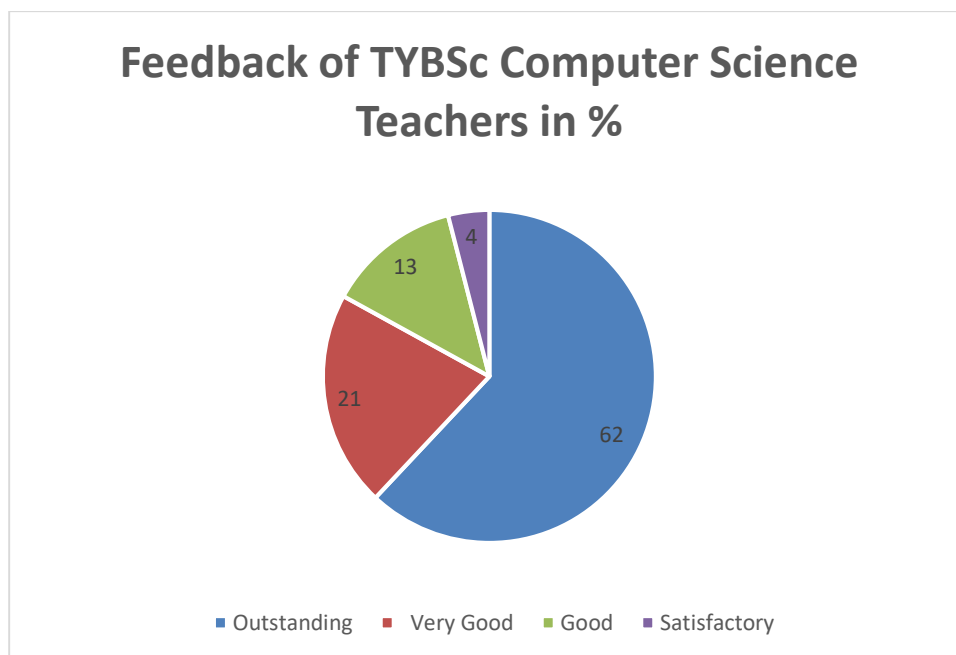


The pie chart shows that 56% of teachers belong to Outstanding category, 30% of teachers belong to Very Good category, 12% of teachers belong to Good category and 2% of teachers belong to Satisfactory category on the parameters.

## T.Y.B.Sc Computer Science

This table and pie chart shows the performance of individual teachers of TYBSc Computer Science in %.

Category	Average
Outstanding	62
Very Good	21
Good	13
Satisfactory	4



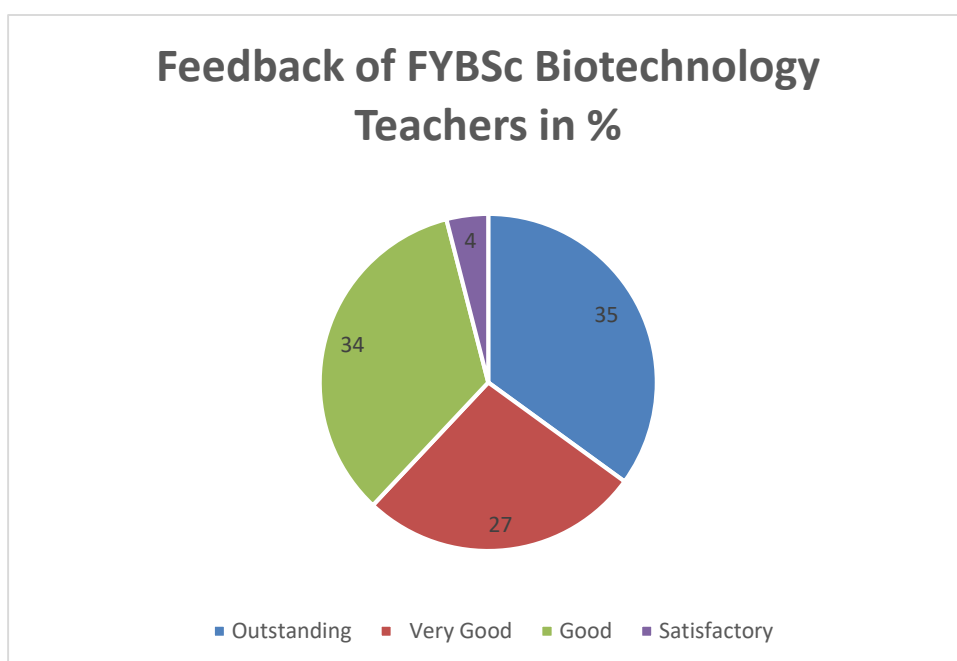
The pie chart shows that 62% of teachers belong to Outstanding category, 21% of teachers belong to Very Good category, 13% of teachers belong to Good category and 4% of teachers belong to Satisfactory category on the parameters.

## F.Y.B.Sc Biotechnology

This table and pie chart shows the performance of individual teachers of FYBSc Biotechnology in %.

Category	Average
Outstanding	35
Very Good	27
Good	34
Satisfactory	4

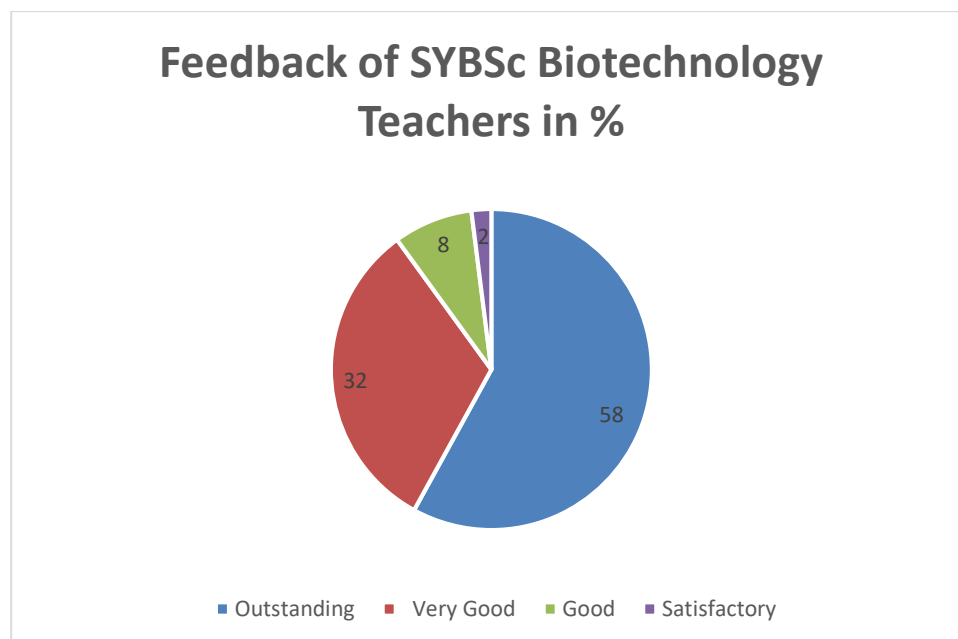
The pie chart shows that 35% of teachers belong to Outstanding category, 27% of teachers belong to Very Good category, 34% of teachers belong to Good category and 4% of teachers belong to Satisfactory category on the parameters.



## S.Y.B.Sc Biotechnology

This table and pie chart shows the performance of individual teachers of SYBSc Biotechnology in %.

Category	Average
Outstanding	58
Very Good	32
Good	8
Satisfactory	2

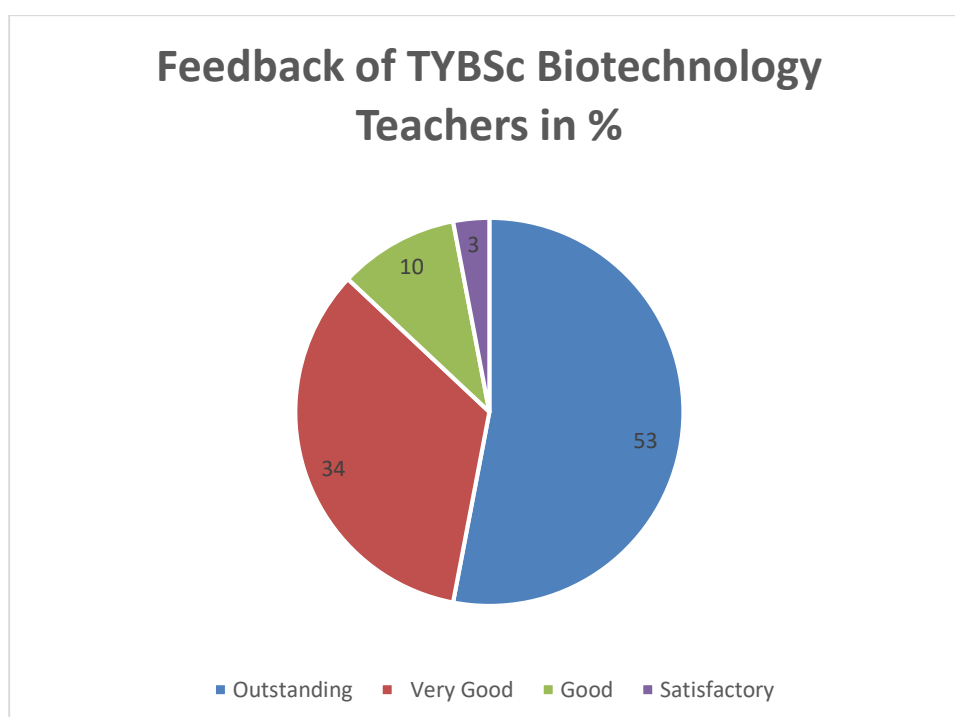


The pie chart shows that 58% of teachers belong to Outstanding category, 32% of teachers belong to Very Good category, 8% of teachers belong to Good category and 2% of teachers belong to Satisfactory category on the parameters.

## T.Y.B.Sc Biotechnology

This table and pie chart shows the performance of individual teachers of TYBSc Biotechnology in %.

Category	Average
Outstanding	53
Very Good	34
Good	10
Satisfactory	3



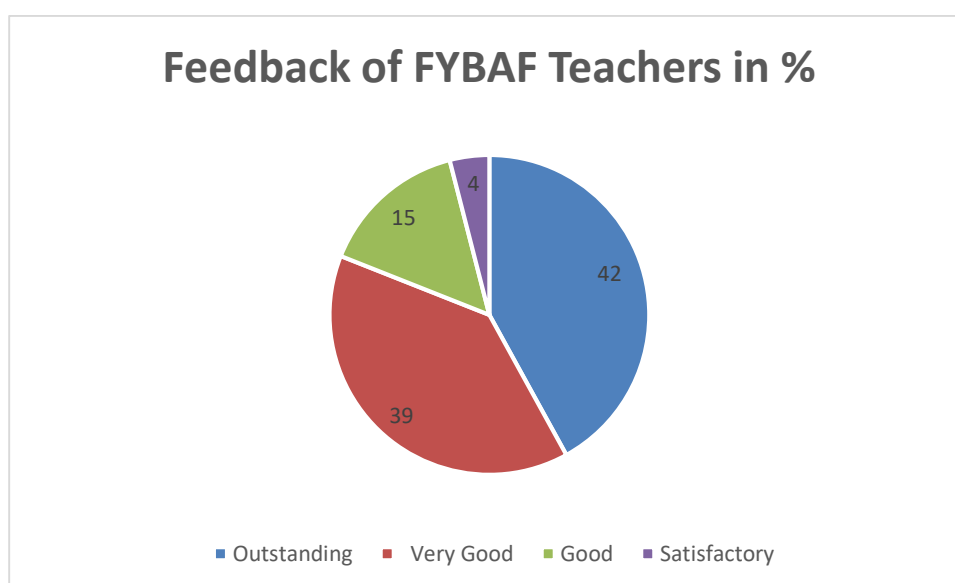
The pie chart shows that 53% of teachers belong to Outstanding category, 34% of teachers belong to Very Good category, 10% of teachers belong to Good category and 3% of teachers belong to Satisfactory category on the parameters.



## F.Y.B.A.F

This table and pie chart shows the performance of individual teachers of FYBAF in %.

Category	Average
Outstanding	42
Very Good	39
Good	15
Satisfactory	4

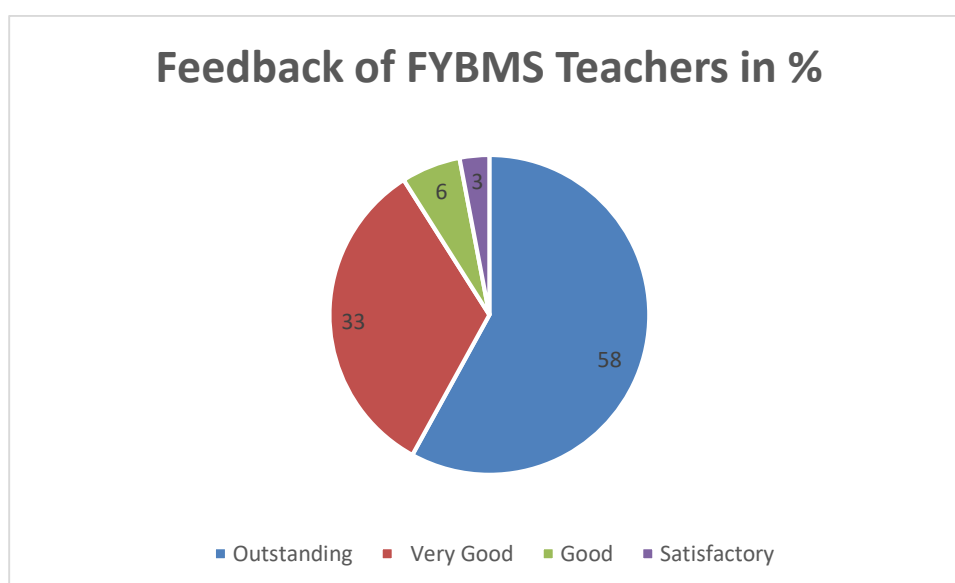


The pie chart shows that 42% of teachers belong to Outstanding category, 39% of teachers belong to Very Good category, 15% of teachers belong to Good category and 4% of teachers belong to Satisfactory category on the parameters.

## F.Y.B.M.S

This table and pie chart shows the performance of individual teachers of FYBMS in %.

Category	Average
Outstanding	58
Very Good	33
Good	6
Satisfactory	3



The pie chart shows that 58% of teachers belong to Outstanding category, 33% of teachers belong to Very Good category, 6% of teachers belong to Good category and 3% of teachers belong to Satisfactory category on the parameters.

The students' feedback for the academic year 2016-17 was received by the feedback committee which was assessed and analyzed. The results were discussed with the Principal. Wherever improvement was needed, an interaction meeting was organized along with the Teachers and Head of the Departments to discuss the feedback to seek improvement in teaching. Efforts taken by teachers to enhance the quality of their teaching were also appreciated.

**Feedback committee**

ANNEXURE III

## Best Practices Criteria 7.3

### BEST PRACTICE: I

#### Department of Biotechnology

Tree Plantation Report:  
5<sup>th</sup> July 2016

The Government of Maharashtra has taken profound steps to meet the depleting green cover preceded by the reduced tree plantation (20%, the current status of green cover) within the Maharashtra locality in comparison to the recommended 33.5% of tree plantation. It is crucial to attain this 33.5% of tree plantation predominantly to rejuvenate the monsoon of Maharashtra, particularly for the rainfall. Along with the forest department, the Government of Maharashtra has emphasized the significance of tree plantation of about 2 crore tree samplings on the proclaimed tree plantation day event held on 1st July, 2016 in and around the localities of Maharashtra within which the forest department carried out the tree plantation of about 150 crore samplings.

To support this nationwide green revolution event initiated by the Government of Maharashtra, the Tree Plantation program was organized and implemented by the Department of Biotechnology, Ismail Yusuf College, Jogeshwari, Mumbai. This eco-friendly event was held on 1st July, 2016. Despite enhancing the indigenous environment of the college campus, the prime objective of commencing this tree plantation within the college campus is to spawn a pollution free environment, and also to emphasize the significance of tree plantation amid all emerging students and college staffs that predominantly supports the welfare of humans and to save their existence on earth. During this event, the recruited indigenous tree samplings of about 75 (in number), including Coconut, Mango, Ratrani, Jamun, Karanj, Raiawala, Neem, Apta, Jackfruit, Banyan, Tamarind, Pipal, vilayatiemali ,peru and adequate flowering plants were planted inside the college campus in 1<sup>st</sup> and 5<sup>th</sup> July, 2016. All these tree plantations had been carried out by the Department of Biotechnology staffs and students within which the success of this event relied predominantly on the support provided by other fellow college staffs and students of various departments and the respected dignitaries, including the honourable Principal of Ismail Yusuf College. A wide applauds to the faculty members that comprised Dr. S. R. Jadhav, ex principal, Dr. Madhuri Joshi, Dr. S. Rizvi , Dr Sakshi Chaubal, Prof. Meena Thakkar, Yogesh Parsekar, Eshrat shaikh and Prof. Kiran Taksande whom had been preceded and motivated by Dr Archana K Rangari, from the Department of Biotechnology succeeded in this green revolution event by planting 75 tree samplings as insisted by the Government of Maharashtra, India. Additionally, a significant contribution from the Department of Botany staff members and students helped us to conduct this tree plantation event meticulously and successfully. All respective tree samplings were procured from the Sanjay Gandhi National Park, Borivali East and free samples were also donated by the BMC Garden marol Event itineraries pertaining to the Green Cover event has been shown below:

<i>Date</i>	5 <sup>th</sup> July 2016
<i>Day</i>	Tuesday
<i>Venue</i>	Ismail Yusuf College
<i>Time /period</i>	9 am To 04.00 Pm
<i>Organized By</i>	Department of biotechnology

## **BEST PRACTICE: II**

### **Zero Waste Campus Project**

The Green Project developed at Ismail Yusuf College has been followed at the college premises.

The sites selected are near the college canteen and mess for the boy's hostel with the collaboration with Stree Mukti Sanghatana under Parisar Vikas Programme, an NGO for the upliftment of Urban Poor, especially women. Initiating the zero waste campus project. By constructing the 2 pits of 6'x4'x2.5. For the canteen and Mess. Around 70 kgs/Day wet waste is collected from them. Pit Management involves spreading, Layering, periodic shifting and adding dry leaf, litter collected from college campus to make a better quality compost with the help of Jeewika supplied by Stree Mukti Sanghatna and kept for decomposition.

The pit will eventually start producing quality manure which is used for the gardening in the college campus. The project was partly funded by Godrej.