

Welcome to University of Mumbai

Online Application Portal



Online Application Process of First-Year Under-Graduate Programs for Fresher Students

**Online Application is mandatory for applying to any affiliated college-Program of
Mumbai University.**

Keep Ready Below Documents

- Passport Size Photograph (soft copy)
- Signature (soft copy)
- Aadhar Card
- 'ABC' ID
- Cast Certificate (If required)
- 10th (SSC) Marksheet
- 12th (HSC) Marksheet
- Specially Abled Certificate (If applicable)



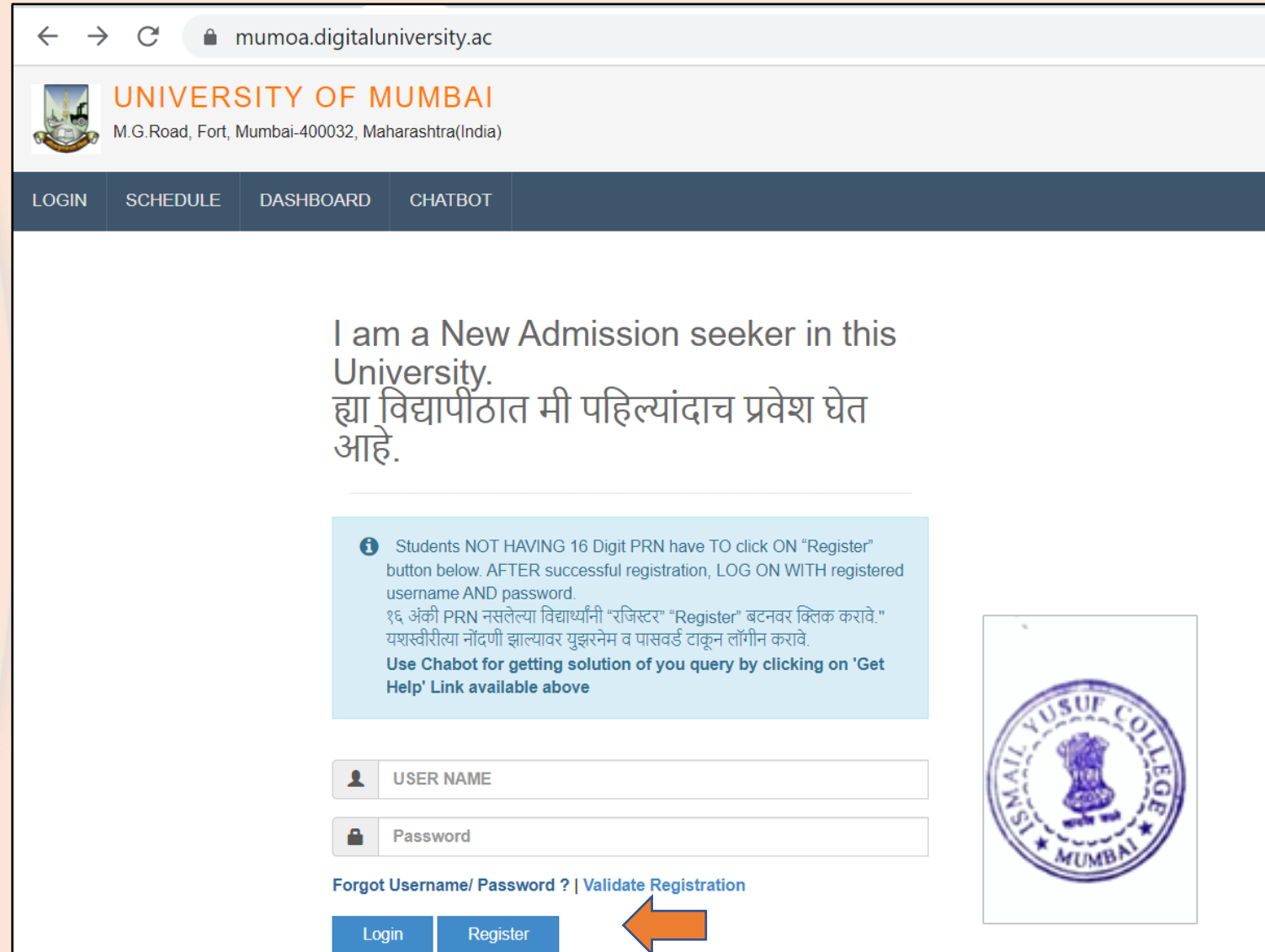
Visit our Portal

<https://mumoa.digitaluniversity.ac>




Step 1: Registration

Registered Yourself on Portal by clicking on the 'Registered' Button



The screenshot shows the digital portal of the University of Mumbai. The browser address bar displays 'mumoa.digitaluniversity.ac'. The header includes the university logo and name, along with the address: 'M.G.Road, Fort, Mumbai-400032, Maharashtra(India)'. A navigation menu contains 'LOGIN', 'SCHEDULE', 'DASHBOARD', and 'CHATBOT'. The main content area features a message for new admission seekers in both English and Marathi. Below this is a light blue information box with instructions for registration. The registration form consists of two input fields: 'USER NAME' and 'Password'. At the bottom, there are links for 'Forgot Username/ Password ?' and 'Validate Registration', and two buttons: 'Login' and 'Register'. An orange arrow points to the 'Register' button.

← → ↻ mumoa.digitaluniversity.ac

 **UNIVERSITY OF MUMBAI**
M.G.Road, Fort, Mumbai-400032, Maharashtra(India)

LOGIN SCHEDULE DASHBOARD CHATBOT

I am a New Admission seeker in this University.
ह्या विद्यापीठात मी पहिल्यांदाच प्रवेश घेत आहे.

i Students NOT HAVING 16 Digit PRN have TO click ON "Register" button below. AFTER successful registration, LOG ON WITH registered username AND password.
१६ अंकी PRN नसलेल्या विद्यार्थ्यांनी "रजिस्टर" "Register" बटनवर क्लिक करावे.
यशस्वीरीत्या नोंदणी झाल्यावर युझरनेम व पासवर्ड टाकून लॉगिन करावे.
Use Chabot for getting solution of you query by clicking on 'Get Help' Link available above

[Forgot Username/ Password ?](#) | [Validate Registration](#)

Login Register

Fill out the Information
required for Registration
and click on the 'Accept'
Button

New Registration

First Name*

Last Name / Surname*

Relation Type*
 Son Daughter Wife

Father's / Husband's First Name*

Mother's First Name*

Date of Birth*


Gender*
 Male Female Transgender


Mobile Number*

Confirm Mobile Number*

Email ID*

Please click on "ACCEPT" to read and agree to our terms and conditions.
विद्यापीठाच्या अटी व शर्ती मंजूर करण्याकरिता "ACCEPT" बटनवर क्लिक करा.





Read the information given on the screen carefully, Click on the check box and the 'Agree' button.

Candidate/Student Agreement (उमेदवार/विद्यार्थी करारनामा) ✕

Please ensure that you have following information, required for application, ready in your hand before you proceed.

- ✓ I have soft copy of my passport size colour photograph (scanned with min.72 to max.150 dpi,[click here](#) for acceptable photograph guide).
- ✓ I have my own valid email ID.
- ✓ I have Proof of Date of Birth (D.O.B.) (Aadhaar Card, PAN card, School Leaving, Driving License)
- ✓ I have Caste Certificate / Caste validity certificate / Non Creamy Layer for Backward Class.
- ✓ I have mark-sheet/passing certificate for qualifying exam.
- ✓ I have Gazette Notification (if name on documents are different than the name in which you want to apply)
- ✓ **I confirm that I am in valid possession of above mentioned documents and I have read the prospects of academic program and I have satisfied myself that I am eligible for the said program.**
- ✓ I am submitting all the above which may include other personally identifiable information, voluntarily. I am fully aware that Colleges, University, Government, their associated agencies (MKCL) and their employees will use this information for Academic, Administrative, Research, Internal Quality Audits and Legal purposes and I am authorizing them for the same.
- ✓ I have no objection if details and updates about various career options or job opportunities are sent to my mobile number or email ID.

I authorize University to send text messages to my cell phone from time to time to convey academic and administrative information.

I have read the prospectus and rules about admission, thus clicking the below 'Agree' button.

Enter the one-time Password received on your mobile and click on the 'Verify' button

✘Your Mobile OTP verification is pending. Kindly click on "Validate Your Registration" link to verify Mobile OTP.

Please enter your User Name and One Time Password mentioned in SMS to Validate Your Registration

OTP has been sent on Mobile No. : 9309947266

User Name

D23CQ0002314

One Time Password

One Time Password

Verify


Resend OTP



Now set your own Password and the Registration Process is Completed.

Please enter new password and confirm password.

New Password	<input type="password" value="New Password"/>	<input type="password" value="Password"/>
Confirm Password	<input type="password" value="Confirm Password"/>	
	<input type="button" value="Set Password"/>	





UNIVERSITY OF MUMBAI

M.G.Road, Fort, Mumbai-400032, Maharashtra(India)

LOGIN

SCHEDULE

CHATBOT

LIST OF COLLEGES

COLLEGE-PROGRAM LIST

I am a New Admission seeker
in this University.

ह्या विद्यापीठात मी पहिल्यांदाच प्रवेश
घेत आहे.

i Students NOT HAVING 16 Digit PRN have TO click ON
"Register" button below. AFTER successful registration,
LOG ON WITH registered username AND password.
१६ अंकी PRN नसलेल्या विद्यार्थ्यांनी "रजिस्टर" "Register" बटनवर
क्लिक करावे." यशस्वीरीत्या नोंदणी झाल्यावर युझरनेम व पासवर्ड
टाकून लॉगिन करावे.

**Use Chabot for getting solution of you query by
clicking on 'Get Help' Link available above**



USER NAME



Password

[Forgot Username/ Password ?](#) | [Validate Registration](#)

Login

Register



Now log in with your
own user Id and
password

Step 2: Complete Profile

Click on the Fill Profile button

The screenshot displays the PARAG portal interface for the University of Mumbai. The header includes the university logo and name, along with the address: M.G. Road, Fort, Mumbai-400032, Maharashtra(India). The user is identified as PARAG. The main navigation menu includes Dashboard, Get Help, and Online Videos. The user's ID is D23CQ0000004. The left sidebar contains options for View Profile, Application Status, Receipt/Transaction Details, Edit Profile, Print e-Suvidha Ticket, and Update Awaited Results. The main content area shows a welcome message and a notification to check profile details before clicking on "Profile Confirmation and Apply Online". Below this, there are six profile completion buttons: PersonalDetails, Address, Education, Reservation, PhotoSign, and Contact. A section titled "Online Application Instructions" provides guidance on applying online. A "Profile Progress" section shows a donut chart and a "Fill Profile" button, which is highlighted with a yellow arrow. A watermark of the Ismail Yusuf College logo is visible in the bottom left corner.

UNIVERSITY OF MUMBAI
M.G. Road, Fort, Mumbai-400032, Maharashtra(India)

DASHBOARD GET HELP ONLINE VIDEOS -

D23CQ0000004

View Profile

Application Status

Receipt/Transaction Details

Edit Profile

Print e-Suvidha Ticket

Update Awaited Results

Welcome PARAG !

Please check your profile details once again by clicking on each section before you click on "Profile Confirmation and Apply Online" button on succeeding screens. You will not be able to modify any part of profile (Profile will be locked) once you have applied.
प्रोफाईल कन्फर्मेशन आणि अप्लाय ऑनलाईन बटनवर क्लिक करण्यापूर्वी आपले संपूर्ण प्रोफाईल (वैयक्तिक, आरक्षण, शैक्षणिक, संपर्क इ.) पुन्हा तपासून घ्या. एकदा ऑनलाईन अर्ज केल्यावर प्रोफाईल मध्ये कुठलाही बदल करता येत नाही.

PersonalDetails

Address

Education

Reservation

PhotoSign

Contact

Online Application Instructions

- You can apply online only after the completion and confirmation of Profile.
१. प्रोफाईल पूर्ण भरून स्वीकृत केल्यावरच ऑनलाईन अर्ज करता येईल.
- You can apply for multiple programs in multiple colleges through single login.
किंवा अनेक अभ्यासक्रमास अर्ज करू शकता.


Profile Progress

Fill Profile

Copyright © 2016 Maharashtra Knowledge Corporation Limited. All Rights Reserved.
The website can be best viewed in 1024 * 768 resolution with Chrome and Firefox

117

Fill out Personal details

 **Personal Details**

Applicant Name Last Name First Name*

Relation Type* Son Daughter Wife

Father's First Name*

Father's Name in Regional Language


Mother's First Name*

Mother First Name in Regional Language*

Please provide correct and exact name below. The same shall be appeared further on all statement of Marks and Convocation Certificate.

Applicant's Name on Statement of Marks/ Leaving Certificate*

Name in Regional Language*

Is your name changed after Passing qualifying examination?
 [Tick / Select the Check-box, if YES]

Gender Male Female Transgender

Date of Birth Place Of Birth


Marital Status

Mother Tongue

Religion

Nationality Details

Country of Citizenship



Aadhar number and 'ABC' ID are Compulsory

Country of Citizenship

Domicile of State*

Other Details

Aadhaar Number

AADHAR Number is mandatory for availing the benefit of various Government schemes, so ensure the CORRECTNESS of AADHAR.

Academic Bank Of Credit (ABC ID)*

If you do not have 'ABC ID', Please click on link: <https://digilocker.meripchchaan.gov.in/signup/> to create ID.

Is your name registered in voter list? * Yes No

Voter ID

PAN Card Number

Education gap (in yrs)


Max Qualification in family

Blood Group

Willingness about organ donation after accidental death for transplantation/ Donor Card will be issued

[Tick / Select the Check-box, if YES]

I understood what constitutes ragging and sexual harassment. I have read the guidelines related to the same. I hereby affirm that if found guilty of ragging or sexual harassment, I am liable for punishment according to the University regulations.



Fill out the Address Details

☰ Address Details

Personal Details saved successfully!

Correspondence

Enter C/O/Flat No/ Building Name/House Number/House Name/Block No* 45, ABCC

Enter Street Name/Area Name/Colony Name/Society Name/Ward Name* CBDRFT

Enter Village name E.G., Wadgaon Or Pimpri

Landmark E.G., Near Muktai Garden

Location Area* Rural Semiurban Metropolitan Urban Tribal

Select Country* India

Select State* Maharashtra

Select District* Jalgaon


Tehsil/Taluka* Jalgaon

City* JALGAON

Pincode* 425001

Is permanent address same as address for correspondence (Present Address) ⓘ [Tick / Select the Check-box, if YES]

Save and Proceed



Fill out the Education Details. 10th and 12th details are Compulsory for FY UG Programs


Education Details

Address saved successfully

Click on Qualifications to fill details.

Qualification	Board/University	Faculty/College Name	Passing Date	Marks / Out Of
Add SSC/Std 10th	←			
Add HSC/Std 12th	←			
Add Certificate				
Add Diploma				
Add Graduate/Post Graduate				

[Proceed](#)



Enter SSC (10th) details

SCC Details

Board* Indian Foreign

Select State* Maharashtra

Select Board* MAHARASHTRA STATE BOARD OF SECONDARY AND HIGHER SECONDARY EDUCATION

School / College Name* LANA HIGHSCHOOL

Date of Result* May 1999

Roll No / Seat No* 2323

Marksheet No 232

If your result has Grades or Marks* Marks Grades

Total Marks Obtained* 453.00 Out of* 650.00

Percentage* 69.69 %

[Save](#) [Cancel](#)



You can Edit or Delete the details if required.

Now click on the 'Add' button to enter the 12th details


Education Details

SSC Qualification saved successfully!

Click on Qualifications to fill details.

Qualification	Board/University	Faculty/College Name	Passing Date	Marks / Out Of	CGPA	Percentage	Edit	Delete
SSC/Std 10th	MAHARASHTRA STATE BOARD OF SECONDARY AND HIGHER SECONDARY EDUCATION	LANA HIGHSCHOOL	May 1999	453 / 650	-	69.69 %		
Add	HSC/Std 12th							
Add	Certificate							
Add	Diploma							
Add	Graduate/Post Graduate							

[Proceed](#)



HSC Details

Board* Indian Foreign

Select State* Maharashtra

Select Board* MAHARASHTRA STATE BOARD OF SECONDARY AND HIGHER SECONDARY EDUCATION

Stream* Science

School / College Name* LANA HIGHSCHOOL

Result Status* Passed Result Awaited Failed

Roll No / Seat No* 2323

No. of Attempts* 1

Date of Result* May

2023

Marksheet No 232

Note: Please select Month and Year of exam which is printed in your Hall Ticket or Marksheet.

If your result has Grades or Marks* Marks Grades

Total Marks Obtained* 453.00

Out of* 650.00

Percentage* 69.69 %

Total Marks (All Subjects – Without Practical) 345

Total Marks (All Subjects – Without Practical) 550

Mathematics marks obtained 79

Mathematics Marks Out Of 100

JEE Number JEE NUMBER

Save

Cancel

- Enter and Save 12th (HSC) details accurately.

Fill out the

- Reservation details
- Specially Abled details (if applicable)
- Occupation details (compulsory)

Reservation Details

i You can select multiple Social Reservations.

Social Reservation

Category*

Are you belonging to Economically Weaker Section [EWS]?
i [Tick / Select the Check-box, if YES]

[Criteria for Economically Weaker Section is Gross Annual Income of the family is BELOW ₹8,00,000/- (' EIGHT LAKH ONLY)]

Specially Abled Details

Specially Abled


Occupation Details

Are you Employed or Self-Employed?
i [Tick / Select if YES]
 Yes No

Occupation of Guardian*

Annual Income of Guardian

Is Guardian from EBC (Economic Backward Class)



Students whose family income is below defined limit, fall under EBC category. The EBC certificate issued by the competent authority is mandatory.

[Save And Proceed](#)

Upload your recent passport size photo and signature

- Click on the “click here” link to view the guidelines for uploading the images

Photo & Sign Preview

Photograph

Signature

Proceed

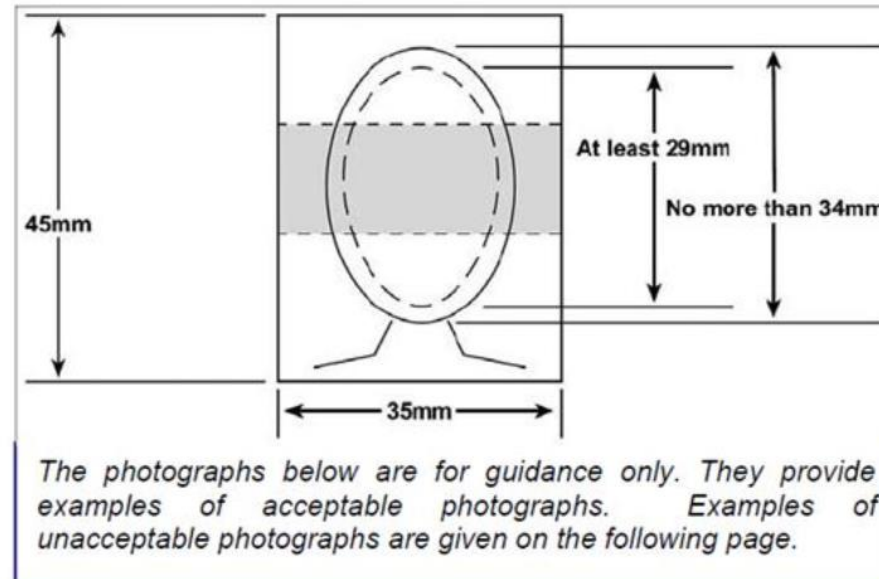
I have soft copy of my passport size colour photograph (scanned with min.72 to max.150 dpi, [click here](#) for acceptable photograph guide).

Acceptable Photograph Guide

1. Preferably in colour, not black and white.
2. Taken against a light grey or cream background.
3. 45 millimeters (mm) high x 35 mm wide.
4. Able to fit into the template given, with the eyes positioned in the shaded area.
5. Free from shadows.
6. Taken with the eyes open and clearly visible (with no sunglasses or tinted spectacles, and no hair across the eyes).
7. With the subject facing forward, looking straight at the camera.
8. With a neutral expression with the mouth closed (no grinning, frowning or raised eyebrows).
9. Of each person on their own (no other objects, or other people visible) taken with nothing covering the face.
10. In sharp focus and clear.
11. With a strong definition between face and background.
12. Photographs must also be a recent true likeness of the individual, taken within the last 6 months.
13. Be undamaged (not torn, creased or marked).
14. Be free from reflection or glare on spectacles.
15. Be free from “redeye”.
16. Be free from airbrushing or similar enhancement (for example photographs must not be 'photoshopped' or 'touched-up' or otherwise digitally altered).
17. Be taken of the full head, without any covering unless worn for religious or medical reasons.



Refer
Photograph
guide



Good

Good

Good

Now upload your recent passport size Photo and Signature

The screenshot shows a web application interface for uploading a photograph and signature. At the top, there is a navigation bar with a menu icon and the text "Upload Photograph and Signature". Below this, a green notification bar displays "Reservation saved successfully!". The main interface is divided into two sections: "Photograph" and "Signature". The "Photograph" section has a radio button selected, and the "Signature" section has a radio button unselected. There are three buttons: "Browse", "Crop", and "Upload". Below these buttons, there are four yellow arrows pointing upwards. In the bottom left corner, there is a circular logo for "ISMAIL YUSUF COLLEGE MUMBAI". On the right side, there is a "Photo & Sign Preview" section with two columns: "Photograph" and "Signature". The "Photograph" column shows a placeholder "Photo Not Available" and the "Signature" column shows "Signature Not Available". Below these columns is a green "Proceed" button. At the bottom right, there is a red text box with a yellow arrow pointing upwards, containing the text: "I have soft copy of my passport size colour photograph (scanned with min.72 to max.150 dpi, [click here](#) for acceptable photograph guide)."

Reservation saved successfully!

Photograph Signature

[Browse](#) [Crop](#) [Upload](#)



Photo & Sign Preview

Photograph	Signature
Photo Not Available	Signature Not Available

[Proceed](#)

I have soft copy of my passport size colour photograph (scanned with min.72 to max.150 dpi, [click here](#) for acceptable photograph guide).

Provide your additional contact details

  Contact Details

Student Contact Details

Mobile Number*

Is this WhatsApp number Yes No

Email ID*

Alternate Mobile Number

Is this WhatsApp number Yes No

Alternate Email ID


Area STD Code - Phone

Parent's Contact Details

Parent's/Guardian's Mobile Number


Is this WhatsApp number Yes No

Parent's/Guardian's Email ID





i I hereby willfully give my agreement and consent to the University for using my aforesaid WhatsApp contact number to send me the WhatsApp messages associated with my academic progression and/or updation. I do not have any objection thereto during my academic association with this University. Further, I do hereby undertake that it will be obligatory for me to check the University's website and all sections related with my academic profile on e-Suvidha Account regularly. ✕

You can edit your profile before the Application



UNIVERSITY OF MUMBAI
M.G.Road, Fort, Mumbai-400032, Maharashtra(India)




PARAG 

DASHBOARD CHATBOT ONLINE VIDEOS ▾

D23CQ0000004

View Profile

Application Status 

Edit Profile







Print e-Suvidha Ticket


Update Awaited Results


☰ Welcome PARAG !

ⓘ Please check your profile details once again by clicking on each section before you click on “Profile Confirmation and Apply Online” button on succeeding screens. You will not be able to modify any part of profile (Profile will be locked) once you have applied.

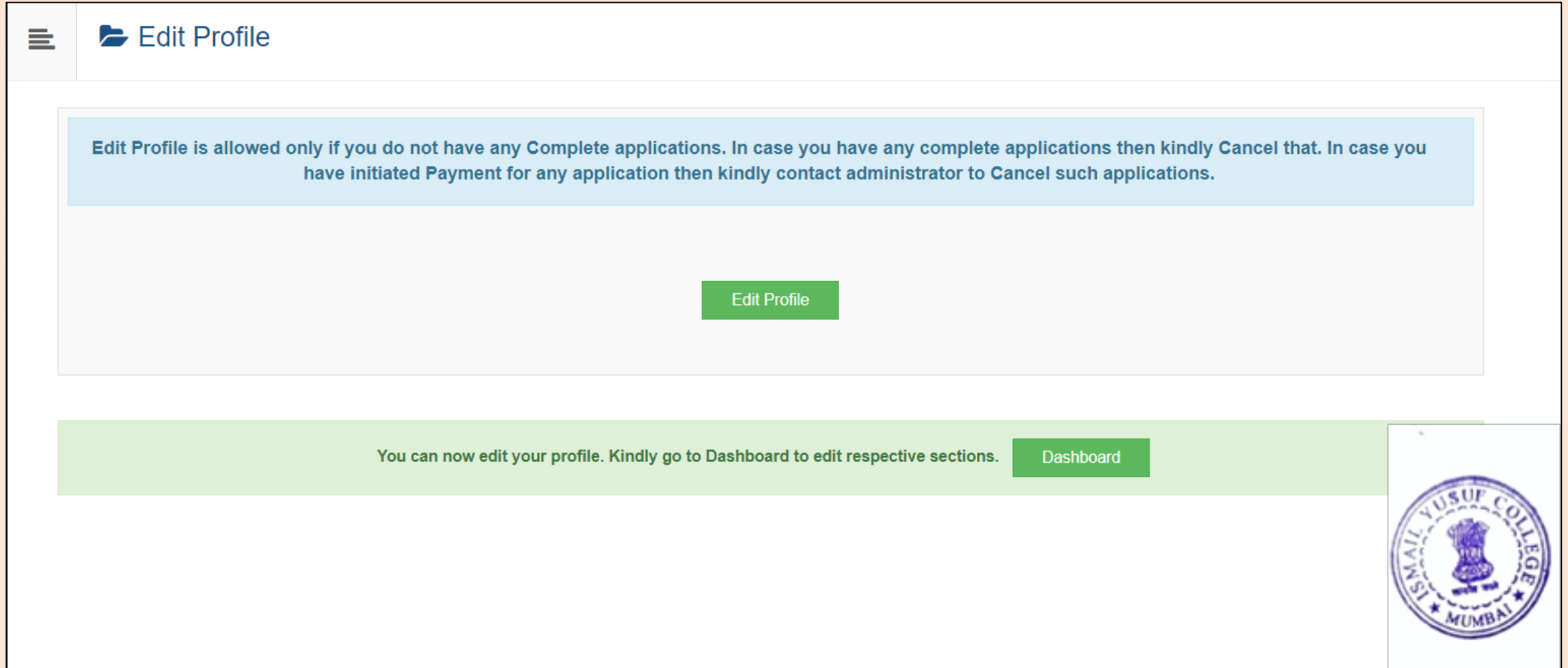
प्रोफाईल कन्फर्मेशन आणि अप्लाय ऑनलाईन” बटनवर क्लिक करण्यापूर्वी आपले संपूर्ण प्रोफाईल (वैयक्तिक, आरक्षण, शैक्षणिक, संपर्क इ.) पुन्हा तपासून घ्या. एकदा ऑनलाईन अर्ज केल्यावर प्रोफाईल मध्ये कुठलाही बदल करता येत नाही.

 PersonalDetails ✓	 Address ✓	 Education ✓	 Reservation ✓	 PhotoSign ✓	 Contact ✓
--	--	--	--	--	--

 Online Application Instructions

 Profile Progress

Click on the 'Edit Profile' button and then click on 'Dashboard' button




The screenshot shows a web application interface for editing a profile. At the top left, there is a hamburger menu icon and the text "Edit Profile". Below this, a light blue banner contains the following text: "Edit Profile is allowed only if you do not have any Complete applications. In case you have any complete applications then kindly Cancel that. In case you have initiated Payment for any application then kindly contact administrator to Cancel such applications." Below the banner is a green button labeled "Edit Profile". At the bottom of the page, a light green banner contains the text: "You can now edit your profile. Kindly go to Dashboard to edit respective sections." To the right of this text is a green button labeled "Dashboard". In the bottom right corner, there is a circular logo for "ISMAIL VUSUF COLLEGE MUMBAI" featuring a central emblem.

☰ Edit Profile

Edit Profile is allowed only if you do not have any Complete applications. In case you have any complete applications then kindly Cancel that. In case you have initiated Payment for any application then kindly contact administrator to Cancel such applications.

Edit Profile

You can now edit your profile. Kindly go to Dashboard to edit respective sections. Dashboard



Click on the particular tab which you want to edit

☰ Welcome PARAG !

! Please check your profile details once again by clicking on each section before you click on "Profile Confirmation and Apply Online" button on succeeding screens. You will not be able to modify any part of profile (Profile will be locked) once you have applied.
प्रोफाईल कन्फर्मेशन आणि अप्लाय ऑनलाईन बटनवर क्लिक करण्यापूर्वी आपले संपूर्ण प्रोफाईल (वैयक्तिक, आरक्षण, शैक्षणिक, संपर्क इ.) पुन्हा तपासून घ्या. एकदा ऑनलाईन अर्ज केल्यावर प्रोफाईल मध्ये कुठलाही बदल करता येत नाही.

 PersonalDetails

 Address

 Education

 Reservation

 PhotoSign

 Contact

! Online Application Instructions

1. You can apply online only after the completion and confirmation of Profile.
१. प्रोफाईल पूर्ण भरून स्वीकृत केल्यावरच ऑनलाईन अर्ज करता येईल.
2. You can apply for multiple programs in multiple colleges through single login.
२. एका लॉगिन मधून तुम्ही अनेक अभ्यासकेंद्रात अनेक अभ्यासक्रमास अर्ज करू शकता.
3. While applying, if any qualification details are missing, then it may be filled from the Last Qualification screen, even after profile confirmation.
३. जर एखादी शैक्षणिक माहिती भरावयाची राहिली असल्यास, प्रोफाईल निश्चित झाल्यावरदेखील तुम्ही "शेवटची पात्रता परीक्षा" निवडावयाच्या पानावर भरू शकता.
4. Please be careful while applying, once admission gets confirmed in one college then you cannot seek admission in another college in same course.
४. अर्ज करताना काळजी घ्या. एकदा अभ्यासकेंद्राने प्रवेश निश्चित केल्यावर दुसऱ्या अभ्यासकेंद्रात त्याच अभ्यासक्रमासाठी प्रवेश घेता येत नाही.

! Profile Progress



Confirm Profile Details

Step 2 Completed!

☰ Welcome PARAG !

i Please check your profile details once again by clicking on each section before you click on "Profile Confirmation and Apply Online" button on succeeding screens. You will not be able to modify any part of profile (Profile will be locked) once you have applied.
प्रोफाईल कन्फर्मेशन आणि अप्लाय ऑनलाईन बटनवर क्लिक करण्यापूर्वी आपले संपूर्ण प्रोफाईल (वैयक्तिक, आरक्षण, शैक्षणिक, संपर्क इ.) पुन्हा तपासून घ्या. एकदा ऑनलाईन अर्ज केल्यावर प्रोफाईल मध्ये कुठलाही बदल करता येत नाही.



PersonalDetails



Address



Education



Reservation



PhotoSign




Contact

Online Application Instructions

1. You can apply online only after the completion and confirmation of Profile.
१. प्रोफाईल पूर्ण भरून स्वीकृत केल्यावरच ऑनलाईन अर्ज करता येईल.
2. You can apply for multiple programs in multiple colleges through single login.
२. एका लॉगिन मधून तुम्ही अनेक अभ्यासकेंद्रात अनेक अभ्यासक्रमास अर्ज करू शकता.
3. While applying, if any qualification details are missing, then it may be filled from the Last Qualification screen, even after profile confirmation.
३. जर एखादी शैक्षणिक माहिती भरावयाची राहिली असल्यास, प्रोफाईल निश्चित झाल्यावरदेखील तुम्ही "शेवटची पात्रता परीक्षा" निवडावयाच्या पानावर भरू शकता.
4. Please be careful while applying, once admission gets confirmed in one college then you cannot seek admission in another college in same course.
४. अर्ज करताना काळजी घ्या. एकदा अभ्यासकेंद्राने प्रवेश निश्चित केल्यावर दुसऱ्या अभ्यासकेंद्रात त्याच अभ्यासक्रमासाठी प्रवेश घेता येत नाही.

Profile Progress



Confirm Profile Details

Step 3: Let's Verify your Profile and Apply

Welcome PARAG !

Please check your profile details once again by clicking on each section before you click on "Profile Confirmation and Apply Online" button on succeeding screens. You will not be able to modify any part of profile (Profile will be locked) once you have applied.
प्रोफाईल कन्फर्मेशन आणि अप्लाय ऑनलाईन बटनवर क्लिक करण्यापूर्वी आपले संपूर्ण प्रोफाईल (वैयक्तिक, आरक्षण, शैक्षणिक, संपर्क इ.) पुन्हा तपासून घ्या. एकदा ऑनलाईन अर्ज केल्यावर प्रोफाईल मध्ये कुठलाही बदल करता येत नाही.

PersonalDetails ✓

Address ✓

Education ✓

Reservation ✓

PhotoSign ✓

Contact ✓

Online Application Instructions

- You can apply online only after the completion and confirmation of Profile.
१. प्रोफाईल पूर्ण भरून स्वीकृत केल्यावरच ऑनलाईन अर्ज करता येईल.
- You can apply for multiple programs in multiple colleges through single login.
२. एका लॉगिन मधून तुम्ही अनेक अभ्यासकेंद्रात अनेक अभ्यासक्रमास अर्ज करू शकता.
- While applying, if any qualification details are missing, then it may be filled from the Last Qualification screen, even after profile confirmation.
३. जर एखादी शैक्षणिक माहिती भरावयाची राहिली असल्यास, प्रोफाईल निश्चित झाल्यावरदेखील तुम्ही "शेवटची पात्रता परीक्षा" निवडावयाच्या पानावर भरू शकता.
- Please be careful while applying, once admission gets confirmed in one college then you cannot seek admission in another college in same course.
४. अर्ज करताना काळजी घ्या. एकदा अभ्यासकेंद्राने प्रवेश निश्चित केल्यावर दुसऱ्या अभ्यासकेंद्रात त्याच अभ्यासक्रमासाठी प्रवेश घेता येत नाही.

Profile Progress


Confirm Profile Details

Click on the tabs to view the details.

☰ Profile Summary

Click on DASHBOARD Link and select respective Icon to edit any details


Personal	✓
Contact	✗
Address	✗
Reservation	✗
Education	✗




Model.ABCID.DocumentNumber

Full Name	PARAG SHIMPI
Son Of	SHIVAJI
Mother's Name	UJALA
Gender	Male
Date of Birth	06/07/1991

Photograph



Signature



Applicant's Name on Statement of Marks/ Leaving Certificate	Name in Regional Language
SHIMPI PARAG SHIMPI	पराग शिवाजी शिंपी
Marital Status	Place of Birth
Married	Jalgaon
Blood Group	ABC ID
---	599-777-482-488
Height	Weight
---	---
First Graduate in Family	Is MartyrFamily
No	No
Education gap (in yrs)	Himoglobin
---	---

Select the confirmation check box and click on the 'Confirm Profile and Apply Online' button.


☰ Profile Summary


i Click on DASHBOARD Link and select respective Icon to edit any details ×

Personal	✓
Contact	✓
Address	✓
Reservation	✓
Education	✓

Qualification	Board/University	Institute	Marks/Out of	CGPA	Percentage	Passing Date
SSC/Std 10th	MAHARASHTRA STATE BOARD OF SECONDARY AND HIGHER SECONDARY EDUCATION	LANA HIGHSCHOOL	453 / 650	-	69.69 %	May 1999
HSC/Std 12th [Science]	MAHARASHTRA STATE BOARD OF SECONDARY AND HIGHER SECONDARY EDUCATION	LANA HIGHSCHOOL	453 / 650	-	69.69 %	May 2023

I confirm that I have checked my Personal, Contact, Address, Social, Education details and it is correctly filled by me.

[Confirm Profile And Apply Online](#) 



Select your desired Program using search box and click on 'Apply' button

Apply Online


Student wish to apply for Autonomous colleges are requested to select autonomous program. Eg: B.Com. (Autonomous)(with Credits) - Regular - Rev16 - F.Y. B.Com. Sem I. Student wish to admit in regular colleges are requested to select regular program. Eg: B.Com.(with Credits) - Regular - Rev16 - F.Y. B.Com. Sem I
विद्यार्थ्यांना स्वायत्त (ऑटोनॉमस) महाविद्यालयात प्रवेश अर्ज करावयाचे असल्यास कृपया ऑटोनॉमस अभ्यासक्रम निवडावे. उदा: B.Com. (Autonomous)(with Credits) - Regular - Rev16 - F.Y. B.Com. Sem I. विद्यार्थ्यांना रेगुलर महाविद्यालयात प्रवेश अर्ज करावयाचे असल्यास कृपया नॉन ऑटोनॉमस अभ्यासक्रम निवडावे. उदाहरणार्थ: B.Com.(with Credits) - Regular - Rev16 - F.Y. B.Com. Sem I

Search Programme / अभ्यासक्रम शोधा

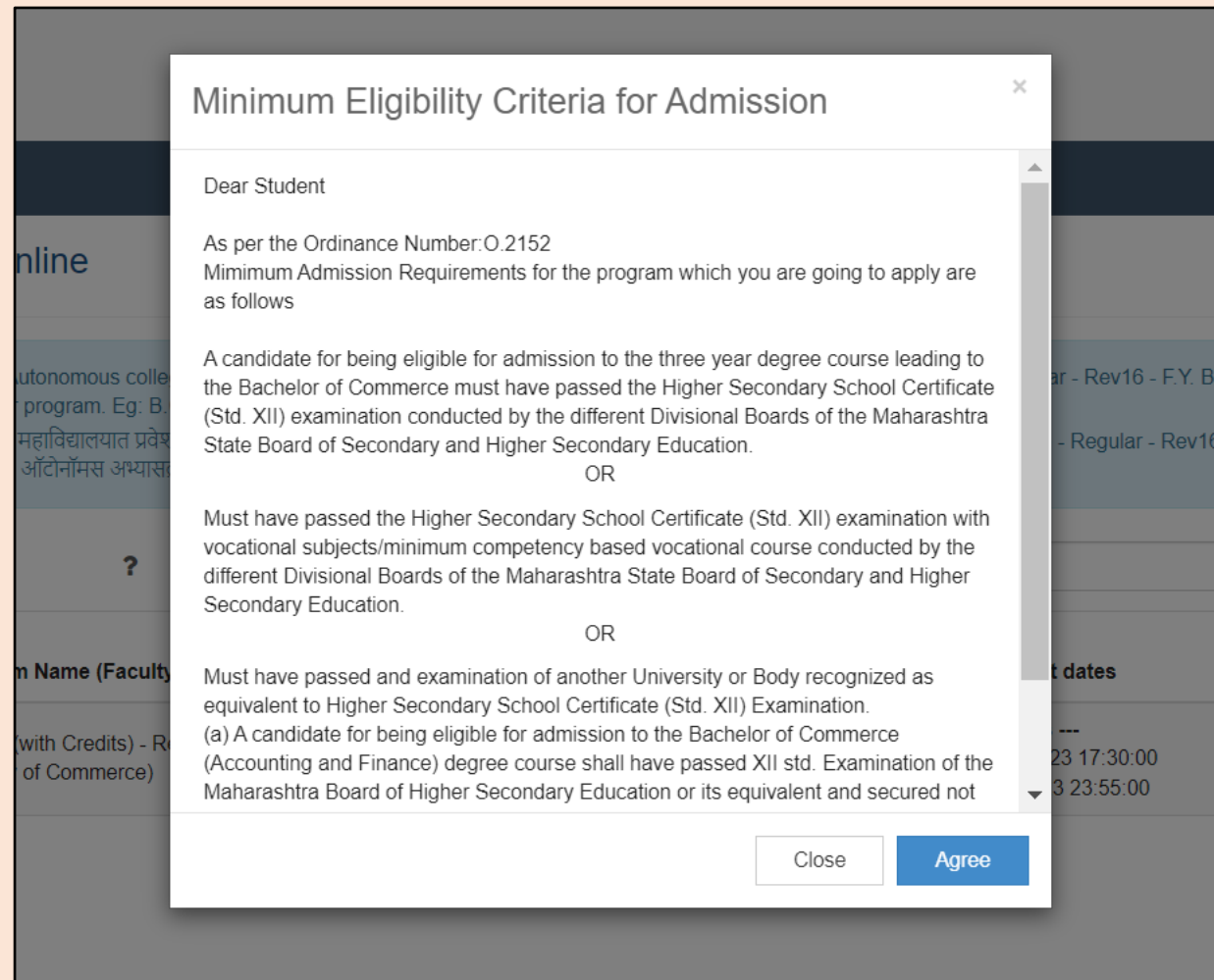
Program Code	Program Name (Faculty/College)	Application/Payment dates	Apply
22300001	B.Com.(with Credits) - Regular - Rev16 - F.Y. B.Com. Sem I (Faculty of Commerce)	--- Application Dates --- Start Date : 25/05/2023 17:30:00 End Date : 12/06/2023 23:55:00	Apply

Previous 1 Next

Showing 1 to 1 of 1 entries



Read the Eligibility Criteria and click on 'Agree' button



Minimum Eligibility Criteria for Admission

Dear Student

As per the Ordinance Number:O.2152
Minimum Admission Requirements for the program which you are going to apply are as follows

A candidate for being eligible for admission to the three year degree course leading to the Bachelor of Commerce must have passed the Higher Secondary School Certificate (Std. XII) examination conducted by the different Divisional Boards of the Maharashtra State Board of Secondary and Higher Secondary Education.

OR

Must have passed the Higher Secondary School Certificate (Std. XII) examination with vocational subjects/minimum competency based vocational course conducted by the different Divisional Boards of the Maharashtra State Board of Secondary and Higher Secondary Education.

OR

Must have passed and examination of another University or Body recognized as equivalent to Higher Secondary School Certificate (Std. XII) Examination.

(a) A candidate for being eligible for admission to the Bachelor of Commerce (Accounting and Finance) degree course shall have passed XII std. Examination of the Maharashtra Board of Higher Secondary Education or its equivalent and secured not

Close Agree

Select Last Qualifying Exam

☰ Last Qualifying Exam / शेवटची पात्रता परीक्षा निवडा.

Program Name [Code] B.Com.(with Credits) - Regular - Rev16 - F.Y. B.Com. Sem I [22300001]


[+Add Qualification](#)

	Qualification	Passing Date	Board/University	Marks	Out of	CGPA	Percentage
<input type="radio"/>	SSC/Std 10th	May 1999	MAHARASHTRA STATE BOARD OF SECONDARY AND HIGHER SECONDARY EDUCATION	453	650	-	69.69
<input checked="" type="radio"/>	HSC/Std 12th [Science]	May 2023	MAHARASHTRA STATE BOARD OF SECONDARY AND HIGHER SECONDARY EDUCATION	493	750	-	65.73

Preferences


Want to apply for In-House Seat?
i [Tick / Select the Check-box, if YES]

Want to apply for Minority Seat?
i [Tick / Select the Check-box, if YES]



[Submit](#)


Select your desired college form the list. You can use Filter to search the college.






 **List of College**

Last Qualification saved successfully! ×

Program Name [Code] B.Com.(with Credits) - Regular - Rev16 - F.Y. B.Com. Sem I [22300001]

Select College in which you would like to apply for the selected Program.You can apply to multiple colleges and generate seperate application forms. .
निवडलेल्या अभ्यासक्रमासाठी अभ्यासकेंद्र शोधा.
Below displayed colleges are shown from the city of your residence. If you want to apply to the colleges other than your residence city, then use the Search Filter.
आपल्या शहरातील अभ्यासकेंद्र खाली दाखविलेले आहेत. दुसऱ्या शहरातील अभ्यासकेंद्र हवे असल्यास "सर्च फिल्टर" चा वापर करा.
If you are searching Autonomous college then make sure that, you have selected autonomous program.
आपण स्वायत्त (ऑटोनॉमस) महाविद्यालय निवडणार असाल तर आपण ऑटोनॉमस अभ्यासक्रम निवडले असल्याची खात्री करा.

?  Search Filter ▼

District 	Tehsil 	City 	College Name 	College Code 	Select
		Mira Road (East)	Niranjalal Dalmia Education Society's N.L. Dalmia College	1088	<button>Select</button>
Dadra and Nagar Haveli		Silvassa	Lions Club of Silvassa Charitable Trusts Smt Devkiba Mohansinhji Chauhan College of Commerce and Science	141	<button>Select</button>
Mumbai City	Mumbai	Santacruz (W)	L. S. Raheja College of Arts and Commerce	307	<button>Select</button>

Select the appropriate courses for semester-I and click on Proceed 'button'

☰ Course Selection / विषय व शिकण्याचे माध्यम निवडा.

Program Name [Code] B.Com.(with Credits) - Regular - Rev16 - F.Y. B.Com. Sem I
College Name [Code] Guru Nanak College of Arts, Science and Commerce 75

Medium of Instruction Marathi English


Minimum 7 Course(s) & Maximum 7 Course(s) should be Selected

Compulsory Courses Minimum:6 Maximum: 6 [If Applicable]

- [UBCOMFSI.1] Accountancy and Financial Management I
- [UBCOMFSI.2] Commerce I
- [UBCOMFSI.3] Business Economics I
- [UBCOMFSI.4] Business Communication I
- [UBCOMFSI.5] Environmental Studies I
- [UBCOMFSI.7] Mathematical and Statistical Techniques I

Elective Course Minimum:1 Maximum: 1 [If Applicable]

- [UBCOMFSI.6.1] Foundation Course I
- [UBCOMFSI.6.2] Foundation Course in NSS I



Click on 'Add New Term Courses' to select the courses for semester-II

☰ Course Summary


Courses saved successfully! ✕

Program Name [Code] B.Com.(with Credits) - Regular - Rev16 - F.Y. B.Com. Sem I [22300001]
College Name [Code] Guru Nanak College of Arts, Science and Commerce 75


Sem I

Compulsory Courses	UBCOMFSI.1 - Accountancy and Financial Management I
Compulsory Courses	UBCOMFSI.2 - Commerce I
Compulsory Courses	UBCOMFSI.3 - Business Economics I
Compulsory Courses	UBCOMFSI.4 - Business Communication I
Compulsory Courses	UBCOMFSI.5 - Environmental Studies I
Compulsory Courses	UBCOMFSI.7 - Mathematical and Statistical Techniques I
Elective Course	UBCOMFSI.6.1 - Foundation Course I

Sem II

[Add Next Term Course](#) 

[Proceed](#)



Click on Proceed button

☰ Course Summary

Courses saved successfully!


Program Name [Code] B.Com.(with Credits) - Regular - Rev16 - F.Y. B.Com. Sem I [22300001]
College Name [Code] Guru Nanak College of Arts, Science and Commerce 75

Sem I

Compulsory Courses	UBCOMFSI.1 - Accountancy and Financial Management I
Compulsory Courses	UBCOMFSI.2 - Commerce I
Compulsory Courses	UBCOMFSI.3 - Business Economics I
Compulsory Courses	UBCOMFSI.4 - Business Communication I
Compulsory Courses	UBCOMFSI.5 - Environmental Studies I
Compulsory Courses	UBCOMFSI.7 - Mathematical and Statistical Techniques I
Elective Course	UBCOMFSI.6.1 - Foundation Course I



Sem II

Compulsory Courses	UBCOMFSII.1 - Accountancy and Financial Management II
Compulsory Courses	UBCOMFSII.2 - Commerce II
Compulsory Courses	UBCOMFSII.3 - Business Economics II
Compulsory Courses	UBCOMFSII.4 - Business Communication II
Compulsory Courses	UBCOMFSII.5 - Environmental Studies II
Compulsory Courses	UBCOMFSII.7 - Mathematical and Statistical Techniques II
Elective Course	UBCOMFSII.6.1 - Foundation Course II



Proceed

Select the required document which you have to submit to the selected 'college'

  Documents/Certificates Submitting with Application Form

Program Name [Code] B.Com.(with Credits) - Regular - Rev16 - F.Y. B.Com. Sem I [22300001]
College Name [Code] Guru Nanak College of Arts, Science and Commerce 75

Required Documents

Please select required documents to be submitted in College


Document
<input checked="" type="checkbox"/> Passing Certificate of Std 12th / Statement of Marks of Std 12th OR Original Passing Certificate /Statement of Marks of Last Qualifying Exam like degree,diploma,etc. - HSC/Std 12th [Science]

Additional Documents

Document
<input type="checkbox"/> Passing Certificate of Std 10th.
<input type="checkbox"/> Leaving Certificate.
<input type="checkbox"/> Certificate of Caste with Category.
<input type="checkbox"/> Non Creamy Layer Certificate.
<input type="checkbox"/> Affidavit for changed name/ Marriage Certificate / Govt. Gazette.
<input type="checkbox"/> Domicile Certificate.
<input type="checkbox"/> Certificate for Physically Challenged.

Application completed successfully

Please note the application number.






 **Application Status**


CONGRATULATIONS! You have successfully completed the application. Please Note your APPLICATION FORM no:1. ×

i If you want to apply for another college with same course, just click on DASHBOARD link then APPLY ONLINE button and proceed further. ×

i If you want to apply for another course, just click on **DASHBOARD** link then APPLY ONLINE button and proceed further.

List of Application

Form No.	College	Program	Date	Status	Payment	Admission Fee Payment	Print Application Form	Print Admission Form	Cancel
1	Guru Nanak College of Arts, Science and Commerce [75]	B.Com.(with Credits)-Regular-Rev16-F.Y. B.Com.-Sem I	25-05-2023	Completed					



Step 4: Print the Application form and submit it to the college which you have selected.

☰ Application Status

CONGRATULATIONS! You have successfully completed the application. Please Note your APPLICATION FORM no:1.


📘 If you want to apply for another college with same course, just click on DASHBOARD link then APPLY ONLINE button and proceed further.

📘 If you want to apply for another course, just click on **DASHBOARD** link then APPLY ONLINE button and proceed further.


List of Application


Form No.	College	Program	Date	Status	Payment	Admission Fee Payment	Print Application Form	Print Admission Form	Cancel
1	Guru Nanak College of Arts, Science and Commerce [75]	B.Com.(with Credits)-Regular-Rev16-F.Y. B.Com.-Sem I	25-05-2023	Completed			Print		

Save and Print the Application by clicking on Print Application' button




UNIVERSITY OF MUMBAI
M.G.Road, Fort, Mumbai-400032, Maharashtra(India)






PARAG 

DASHBOARD
GET HELP
ONLINE VIDEOS-

D23CQ0000004
View Profile
Application Status
Receipt/Transaction Details
Edit Profile
Print e-Suvidha Ticket
Update Awaited Results

☰
 Print Application

Back
Print Application

	<p>Guru Nanak College of Arts, Science and Commerce (75) Guru Tegh Bahadur Nagar, Panjabi Colony. Mumbai University of Mumbai M.G.Road, Fort, Mumbai-400032, Maharashtra(India) Academic Year: 2023-2024 APPLICATION FORM</p>	<p>Application No : 1 Regular</p> 
<p>Course Applied for : B.Com.(with Credits) - Regular - Rev16 - F.Y. B.Com. Sem I (22300001)</p>		<p>ABC ID: 596 777 402 400</p>
<p>Application Date : 25/05/2023</p>		<p>Payment Category :</p>
1.Personal Information		
<p>Candidate's Name(Regional) : पराग शिम्पी शिम्पी</p>		
<p>Candidate's Name as printed on Mark sheet : SHIMPI PARAG SHIMPI [*This name will appear on all University records/documents]</p>		
<p>Father's/Husband's Name : SHIVAJI</p>	<p>Mother's Name : JAYA</p>	
<p>Marital Status : Married</p>	<p>Mother Tongue :</p>	
<p>Place Of Birth : Jalgaon</p>	<p>Gender : Male</p>	
<p>Religion :</p>		<p>Country of Citizenship : India</p>

<https://mumoa.digitaluniversity.ac/ApplicationStatus/PrintApplication#>



Thank You!




First Year *Inhouse* Admissions 2021-22 Steps for Students

Step-I: University Form

- ❖ Go to website <https://mumoa.digitaluniversity.ac> to fill Mumbai University preadmission form.
- ❖ For the process, please watch official video <https://youtu.be/DpEaQjThPwY>



Step-II: College Form

- ❖ Go to website <https://enrollonline.co.in/Registration/Apply/IYC> (OR)
- ❖ Go to college website www.ismailyusufcollege.com and in Important Links section, click on  **E-Pravesh** (Online Admission Process) to fill **Online Admission Form 2022-23** of Government of Maharashtra's Ismail Yusuf College of Arts, Science and Commerce, Jogeshwari (East), Mumbai.
- ❖ First register yourself. After successful registration, log on with registered username and password. **Fill and Submit Online Admission Form.**
- ❖ Documents to be uploaded by the students:
 - **University Application Form (Mandatory)**
 - **HSC Marksheet / Online HSC Result (Mandatory)**
 - **SSC Passing Certificate / SSC Leaving Certificate (Mandatory)**
 - **HSC Leaving Certificate (Mandatory from when it is available)**
 - **Caste Certificate (Applicable for Reserved Category Students)**
 - **Non-Creamy Layer Certificate (Applicable for Reserved Categories Except SC & ST)**
 - **Aadhar Card (Mandatory)**
 - **HSC Hall Ticket (Desirable if attached)**
 - **Gap Certificate (If applicable)**



Step-III: Form & Document verification

- ❖ College will verify the admission form and documents uploaded by students.
- ❖ After **successful verification** of the admission form and documents, students will get **text message/email to pay the admission fee** on the registered mobile number/email id.





Step-IV: Payment of Fees

- ❖ To pay the Admission Fee, go to website <https://www.feepayr.com> and follow the steps given in the following video link
https://drive.google.com/file/d/1HG3NYhYexJBIK4IUZ9_yiXSuvxCIgisQ/view?usp=sharing
- ❖ Student is **provisionally admitted** after the payment of fees.



Step-V: Submission of documents

- ❖ You have to submit hard copies of the documents.
- ❖ Notice regarding the same shall be issued separately.

Provisional admission status will be **confirmed** after verifying and receiving hard copies of College and University Online Admission Application Forms, Fees Receipt and all the documents (Originals/copies as required).

- ❖ For any query or help, please fill the following Google Form of respective class.
- ❖ You will get a call on your registered mobile number or email on your registered email id from the college:

1. **FYBA:** <https://forms.gle/dKXfG5wjNvmYtSCw8>
2. **FY BSc/BScCS/BScBT:** <https://forms.gle/h16SaMdVBV28Qbjx8>
3. **FY BCom./BMS/BAF:** <https://forms.gle/dBxgQ3bXF2EzSVyz9>



Codes of First Year 2022-23 courses in Ismail Yusuf College

Sr. No.	Course	Name of Course	Course code
1.	FYBA	B.A.-Regular-Rev16-No Branch-F.Y. B.A.-Sem I (Faculty of Arts)	12300001
2.	FYBCom	B.Com.-Regular-Rev16-No Branch-F.Y. B.Com.-Sem I (Faculty of Commerce)	22300001

3.	FYBSc	B.Sc.-Regular-Rev16-No Branch- F.Y.B.Sc-Sem I (Faculty of Science)	42300001
4.	FYBAF	B.Com. (A.and F.)-Regular-Rev16-No BranchF.Y. B.Com. (A. and F.)-Sem I (Faculty of Commerce)	22300002
5.	FYBMS	B.M.S.-Regular-Rev16-No Branch-F.Y. B.M.S.- Sem I (Faculty of Commerce)	22300005
6.	FYBSc (Computer Science)	B.Sc. Computer Science-Regular-Rev16- No Branch- F.Y. B.Sc. CS-Sem I (Faculty of Science)	-----
7.	FYBSc (Biotechnology)	B.Sc. Biotechnology-Regular-Rev16-No BranchF.Y. B.Sc. (Biotechnology)-Sem I (Faculty of Science)	-----

Important Dates:

- ❖ In-house Admissions are from **9th June to 20th June 2021 till 1:00 pm.**
- ❖ After that all In-house students shall be treated as OUTSIDER students.



PRINCIPAL
Government of Maharashtra's
Ismail Yusuf College of
Arts, Science & Commerce.
Jogeshwari (East), Mumbai - 400 060

First Year Admissions 2021-22: Steps for Students **(Other than In-house students)**

Step-I: University Form

- ❖ Go to website <https://mumoa.digitaluniversity.ac> to fill Mumbai University preadmission form.
- ❖ For the process, please watch official video <https://youtu.be/DpEaQjThPwY>



Step-II: College Form

- ❖ Go to website <https://enrollonline.co.in/Registration/Apply/IYC> (OR)
- ❖ Go to college website www.ismailyusufcollege.com and in Important Links section, click on  **E-Pravesh** (Online Admission Process) to fill **Online Admission Form 2022-23** of Government of Maharashtra's Ismail Yusuf College of Arts, Science and Commerce, Jogeshwari (East), Mumbai.
- ❖ First register yourself. After successful registration, log on with registered username and password. **Fill and Submit Online Admission Form.**
- ❖ Documents to be uploaded by the students:
 - **University Application Form (Mandatory)**
 - **HSC Marksheet / Online HSC Result (Mandatory)**
 - **SSC Passing Certificate / SSC Leaving Certificate (Mandatory)**
 - **HSC Leaving Certificate (Mandatory from when it is available)**
 - **Caste Certificate (Applicable for Reserved Category Students)**
 - **Non-Creamy Layer Certificate (Applicable for Reserved Categories Except SC & ST)**
 - **Aadhar Card (Mandatory)**
 - **HSC Hall Ticket (Desirable if attached)** ➤ **Gap Certificate (If applicable)**





Step-III: Form & Document verification

- ❖ College will verify the admission form and documents uploaded by students.
- ❖ **Students having no any discrepancy in Online Admission Form and uploaded documents will be eligible for Merit Lists.**



Step-IV: Merit List

- ❖ **Merit lists will be uploaded on the college website as per circular of Mumbai University**
- ❖ If students name appears in the merit list, then they are eligible to pay the admission fee in the stipulated period as per the circular of Mumbai University.
- ❖ Eligible students will get text message/email to pay the admission fee on the registered mobile number/email id.



Step-IV: Payment of Fees

- ❖ To pay the Admission Fee, go to website <https://www.feepayr.com> and follow the steps given in the following video link
https://drive.google.com/file/d/1HG3NYhYexJBIK4IUZ9_yiXSuvxCIgisQ/view?usp=sharing
- ❖ Student is **provisionally admitted** after the payment of fees.



Step-V: Submission of documents



- ❖ You have to submit hard copies of the documents.
- ❖ Notice regarding the same shall be issued separately.

Provisional admission status will be **confirmed** after verifying and receiving hard copies of College and University Online Admission Application Forms, Fees Receipt and all the documents (Originals/copies as required).

- ❖ For any query or help, please fill the following Google Form of respective class.
- ❖ You will get a call on your registered mobile number or email on your registered email id from the college:

1. **FYBA:** <https://forms.gle/dKXfG5wjNvmYtSCw8>
2. **FY BSc/BScCS/BScBT:** <https://forms.gle/h16SaMdBVB28Qbjx8>
3. **FY BCom./BMS/BAF:** <https://forms.gle/dBxgQ3bXF2EzSVyz9>

- ❖ Codes of First Year 2022-23 courses in Ismail Yusuf College

Sr. No.	Course	Name of Course	Course code
1.	FYBA	B.A.-Regular-Rev16-No Branch-F.Y. B.A.-Sem I (Faculty of Arts)	12300001
2.	FYBCom	B.Com.-Regular-Rev16-No Branch-F.Y. B.Com.-Sem I (Faculty of Commerce)	22300001
3.	FYBSc	B.Sc.-Regular-Rev16-No Branch-F.Y.B.Sc-Sem I (Faculty of Science)	42300001
4.	FYBAF	B.Com. (A.and F.)-Regular-Rev16-No BranchF.Y. B.Com. (A. and F.)-Sem I (Faculty of Commerce)	22300002
5.	FYBMS	B.M.S.-Regular-Rev16-No Branch-F.Y. B.M.S.-Sem I (Faculty of Commerce)	22300005
6.	FYBSc (Computer Science)	B.Sc. Computer Science-Regular-Rev16- No Branch- F.Y. B.Sc. CS-Sem I (Faculty of Science)	-----
7.	FYBSc (Biotechnology)	B.Sc. Biotechnology-Regular-Rev16-No BranchF.Y. B.Sc. (Biotechnology)-Sem I (Faculty of Science)	-----




PRINCIPAL
 Government of Maharashtra's
 Ismail Yusuf College of
 Arts, Science & Commerce,
 Jogeshwari (East), Mumbai -400 060

Second and Third Year *Outsider* Admissions 2021-22

Procedure for *Outsider* Students

Note:- Previous Year A.T.K.T Not Allowed For taking admission.

Form Filling date will be from 17th June 2023 to 25th June 2023 Form Verification - 26th June 2023 to 27th June 2023

Step I: Go to the website <https://enrollonline.co.in/Registration/Apply/IYC> to fill Online Admission Form 2023-24 for of Government of Maharashtra's Ismail Yusuf College of Arts, Science and Commerce, Jogeshwari (East), Mumbai.

First, register yourself. After successful registration, log on with registered username and password. Fill and Submit the Online Admission Form.

Documents to be uploaded by the students:

1. Semester I to IV Results for admission in Third Year/
Semester I & II Results for admission in Second Year **(Mandatory)**
2. NOC from previous College **(Mandatory)**
3. University Eligibility Status Report **(Mandatory)**
4. Caste Certificate **(For reserved category students)**
5. Non-Creamy Layer Certificate **(For reserved categories, except SC & ST)**
6. HSC Result / HSC Passing Certificate **(Mandatory)**
7. SSC Passing Certificate/ HSC Leaving / SSC Leaving **(Mandatory)**
8. 8. Aadhar Card **(Mandatory)**

Step II: The college will verify the admission form and documents uploaded by students. After verification of the admission form and documents, students will get a call/message from the college on the registered **Mobile Number/Email ID**.

Original hard copies of the documents will be checked by respective committee in the college, then the decision regarding admission will be taken.

For provisional admission, the student should submit an admission form and required original documents.

Step-III: To pay the fee, please follow the steps given in **"STEPS TO PAYADMISSION FEE"** on college website <https://ismailyusufcollege.ac.in/>.


https://drive.google.com/file/d/1HG3NYhYexJBIK4lUZ9_yiXSuvxCIgis0/view



Step-IV: You have to submit hard copies of the documents as per the demand from the college. Your provisional admission status will be confirmed after verifying and receiving hard copy of the admission fee receipt.

Thank You..!!!




PRINCIPAL
Government of Maharashtra's
Ismail Yusuf College of
Arts, Science & Commerce.
Jogeshwari (East), Mumbai - 400 060

MComPart-I Admissions 2021-22 Procedure for Students

All students who wish to take admission in **M.Com. Part - I (Accountancy)** and **M.Com. Part - I (Buss. Management)** are hereby informed that the Admission is open on "First come First served basis" as per following schedule.

Online Application forms, verification and payment of Fees

Form Filling date will be from 23rd June 2023 to 30th June 2023

Step-I

Go to website <https://enrollonline.co.in/Registration/Apply/IYC> to fill Online Admission Form 2023-24 of Government of Maharashtra's Ismail Yusuf College of Arts, Science and Commerce, Jogeshwari (East), Mumbai.

- ❖ **First register yourself.**
- ❖ **After successful registration, log on with registered username and password.**
- ❖ **Fill and Submit Online Admission Form.**

Documents need to be uploaded by students:

1. Semester I to VI Graduation Results **(Mandatory)**
2. SSC passing Certificate / SSC or HSC Leaving Certificate **(Mandatory)**
3. Caste Certificate **(Only for Reserved Category Students)**
4. Non-Creamy Layer Certificate **(For Reserved Categories Except SC & ST)**
5. Aadhar Card / Any Photo Identity Proof **(Mandatory)**
6. Gap Certificate **(If applicable)**

Note: If **reserved category** students fail to upload **Caste Certificate** and **Non-Creamy Layer Certificate (For Reserved Categories Except SC & ST)**, they will be treated as **general category** students.

Step-II

- ❖ The college will verify the documents uploaded by students.
- ❖ After verification of the documents, students will get a message to pay the fees on the registered mobile number.

Step-III

To pay the fee, please follow steps given in "STEPS TO PAY ADMISSION FEE" on college website- <http://www.feepayr.com/>
<http://ismailyusufcollege.ac.in/>
https://drive.google.com/file/d/1HG3NYhYexJBIK41UZ9_yiXSuvxCiGisQ/view













***Note :** The University Application form is mandatory, to submit when the link opens.

For any help or query, please contact us on

email address: iycadmissions@gmail.com














INSTRUCTIONS FOR ACCEPTABLE PHOTOGRAPHS

Not Acceptable	Reason for Rejection	Acceptable
	<p style="text-align: center;">Cropped image</p>	
		
	<p style="text-align: center;">Not looking straight into camera</p>	
		
	<p style="text-align: center;">Black & White Photographs</p>	
		



	<p>Improper flash or improper lighting</p>	
		
	<p>Photo taken with mobile phone (including “selfies”) resulting in distorted face</p>	
		
	<p>Distortion due to enlargement of an original smaller image</p>	
		
	<p>Improper Background or Sunglasses</p>	

			
	Too much glare on spectacles		
			
	Spectacle rim over eyes		
			
INSTRUCTIONS FOR ACCEPTABLE SIGNATURES			
Not Acceptable Signature	Reason for Rejection	Acceptable	
	Signature not in rectangle box	