



**Government of Maharashtra
Ismail Yusuf College of Arts, Science
and Commerce,
Jogeshwari (East), Mumbai 400 060**

**Course Outcome and
Program Outcome for
Bachelor of Accounting
& Finance
Batch 2021 – 2024
(CO & PO)**

Course Coordinator: Prof. (Dr.) Arvind Luhar

Course Co-Coordinator: Ms. Hasina Panwar

Technical Support given by: Shri Rajesh Thakre (HoD Mathematics)

**Conceptual frame work design by: Prof.(Dr.) Vijay Narkhede
(Principal & HoD Statistics)**



Government of Maharashtra
Ismail Yusuf College of Arts, Science and Commerce,
Jogeshwari (East), Mumbai 400 060

Tel No. (Office) 022-28352881

Tele-Fax (Principal) 022-28202188

Program Outcomes:

PO1 – Intellectual breadth

- Ability to comprehend knowledge and understand subject.

PO2 – Critical thinking, Problem solving & Analytical skills

- Ability to make reasoned judgments that are logical & well thought out.
- Ability to identify problems, brainstorm & analyze answers & implement the best solutions.

PO3 – Decision making

- Ability to make rational decisions.

PO4 – Skill Development

- Acquire skills to transform into a competent human resource.

PO5 – Research Aptitude

- Ability to search for, locate, extract, organize, evaluate & present information that is relevant to a particular topic.



Government of Maharashtra
Ismail Yusuf College of Arts, Science and Commerce,
Jogeshwari (East), Mumbai 400 060

Tel No. (Office) 022-28352881

Tele-Fax (Principal) 022-28202188

B.Com in Accounting & Finance (BAF)

Program Specific Outcomes (PSOs)

PSO1 – Learners will be able to understand, apply and evaluate the fundamentals of accounting, finance, costing, taxation, financial management, auditing etc.

PSO2 – Learners will be able to develop Business Communication and IT skills and pursue research in the field of Accounting and Finance.

PSO3 – Learners will be able to develop an integrated perspective of global accounting system along with exposure to Indian Accounting Standards in detail.

PSO4 – Ethical values, awareness about gender issues and environment sustainability will be inculcated among learners.



Government of Maharashtra
Ismail Yusuf College of Arts, Science and Commerce,
Jogeshwari (East), Mumbai 400 060

Tel No. (Office) 022-28352881

Tele-Fax (Principal) 022-28202188

Course Outcomes

B.Com in Accounting & Finance (BAF)

First Year B. A. F. Semester – I

Subject: Financial Accounting- I

Step 1: Decide the CO-PO Correlation level

Relationship	% Attainment	Weightage
Nil	0 %	0
Low	1 to 40%	1
Moderate	41 to 50%	2
High	51 to 100%	3

Step 2: Identify the number of hours spent on each Course Outcome. Also, decide the possible Program Outcomes (PO's) and Program Specific Outcomes (PSO's) mapping with each Course Outcome (CO), as per below table

CO No.	Course Outcomes	Relevant PO's	Total Hours (As per curriculum)
CO1	Ability to apply basic concepts of accounting, capital and revenue expenditure, departmental accounts, inventory valuation, hire purchase, manufacturing account, AS-1, AS-2 and AS-9	PO1 PSO1	08
CO2	Ability to solves problems based on Departmental account UNDAs, hire purchase and manufacturing A/c, capital and revenue expenditure	PO2 PSO1 PSO3	15
CO3	Ability to apply Accounting Standards (AS1, AS-2 and AS-9)	PO2 PSO3	07
CO4	Ability to analyze trial balance and prepare Departmental accounts, hire purchase and manufacturing A/c, capital and revenue expenditure	PO2 PSO1	10
CO5	Ability to determine recognition of revenue as per AS-9, Valuation of inventory as per AS-2 and value of closing stock as per weighted average cost of capital	PO3 PSO1 PSO3	10

Step 3: From the previous table, calculate number of sessions/hours spent on each Program outcome, as follows.

PO	Course Outcomes	Hours Spent on each CO	Total Hours Spent	Total Hours Available in Curriculum	% of Mapping	Mapping Strength
PO1	CO1	08	08	50	16	1
PO2	CO2, CO3, CO4	15+ 07 + 10	32	50	64	2
PO3	CO5	10	10	50	20	1
PSO1	CO1, CO2, CO4, CO5	08+15+10+10	43	50	86	3

PSO3	CO2, CO3, CO5	15 + 07+ 10	32	50	64	2
------	---------------	-------------	----	----	----	---

Step 4: Use Mapping Strength from the previous table to prepare the CO-PO Matrix as below:

	PO1	PO2	PO3	PO4	PO5	PSO1	PSO2	PSO3
CO1	1	-	-	-	-	3	-	-
CO2	-	2	-	-	-	3	-	2
CO3	-	2	-	-	-	3	-	2
CO4	-	2	-	-	-	-	-	-
CO5	-	-	1	-	-	3	-	2
CO6	-	-	-	-	-	-	-	-

Subject: Cost Accounting-I

Step 1: Decide the CO-PO Correlation level

Relationship	% Attainment	Weightage
Nil	0 %	0
Low	1 to 40%	1
Moderate	41 to 50%	2
High	51 to 100%	3

Step 2: Identify the number of hours spent on each Course Outcome. Also, decide the possible Program Outcomes (PO's) and Program Specific Outcomes (PSO's) mapping with each Course Outcome (CO), as per below table

CO No.	Course Outcomes	Relevant PO's	Total Hours (As per curriculum)
CO1	Ability to define, understand & explain cost, costing, cost accounting, material cost, labor FO cost and overheads	PO1 PSO1	12
CO2	Ability to prepare stores ledger and calculate stock levels, EOQ and labor cost	PO2 PSO1	15
CO3	Ability to classify cost and overheads on different bases, Apportionment and Absorption of overheads	PO2 PSO1	15
CO4	Ability to determine Overtime / Idle Time / Incentive Schemes	PO4 PSO1	08

Step 3: From the previous table, calculate number of sessions/hours spent on each Program outcome, as follows.

PO	Course Outcomes	Hours Spent on each CO	Total Hours Spent	Total Hours Available in Curriculum	% of Mapping	Mapping Strength
PO1	CO1	12	12	50	24	1
PO2	CO2, CO3,	15+15	30	50	60	2
PO4	CO4	08	08	50	16	1
PSO1	CO1, CO2, CO3, CO4	12+15+15+08	50	50	100	3

Step 4: Use Mapping Strength from the previous table to prepare the CO-PO Matrix as below:

	PO1	PO2	PO3	PO4	PO5	PSO1	PSO2	PSO3
CO1	1	-	-	-	-	3	-	-
CO2	-	2	-	-	-	3	-	-
CO3	-	2	-	-	-	3	-	-
CO4	-	-	-	1	-	3	-	-
CO5	-	-	-	-	-	-	-	-

CO6	-	-	-	-	-	-	-	-
-----	---	---	---	---	---	---	---	---

Subject: Financial Management

Step 1: Decide the CO-PO Correlation level

Relationship	% Attainment	Weightage
Nil	0 %	0
Low	1 to 40%	1
Moderate	41 to 50%	2
High	51 to 100%	3

Step 2: Identify the number of hours spent on each Course Outcome. Also, decide the possible Program Outcomes (PO's) and Program Specific Outcomes (PSO's) mapping with each Course Outcome (CO), as per below table

CO No.	Course Outcomes	Relevant PO's	Total Hours (As per curriculum)
CO1	Ability to define basic concepts of Financial Management	PO1 PSO1	07
CO2	Ability to calculate leverages, cost of capital and type of financing	PO2 PSO1	15
CO3	Ability to analyze selection of project using Net Present Value and Impact of leverages on revenue and EBIT	PO2 PSO1	16
CO4	Ability to determine leverage, time value of money and optimum debt equity mix using weighted average cost of capital	PO3 PSO1	12

Step 3: From the previous table, calculate number of sessions/hours spent on each Program outcome, as follows.

PO	Course Outcomes	Hours Spent on each CO	Total Hours Spent	Total Hours Available in Curriculum	% of Mapping	Mapping Strength
PO1	CO1	07	07	50	14	1
PO2	CO2, CO3,	15+16	31	50	62	2
PO3	CO4	12	12	50	24	1
PSO1	CO1, CO2, CO3, CO4	07+15+16+12	50	50	100	3

Step 4: Use Mapping Strength from the previous table to prepare the CO-PO Matrix as below:

	PO1	PO2	PO3	PO4	PO5	PSO1	PSO2	PSO3
CO1	1	-	-	-	-	3	-	-
CO2	-	2	-	-	-	3	-	-
CO3	-	2	-	-	-	3	-	-
CO4	-	-	-	1	-	3	-	-
CO5	-	-	-	-	-	-	-	-
CO6	-	-	-	-	-	-	-	-

Subject: BUSINESS COMMUNICATION-I

Step 1: Decide the CO-PO Correlation level

Relationship	% Attainment	Weightage
Nil	0 %	0
Low	1 to 40%	1
Moderate	41 to 50%	2
High	51 to 100%	3

Step 2: Identify the number of hours spent on each Course Outcome. Also, decide the possible Program Outcomes (PO's) and Program Specific Outcomes (PSO's) mapping with each Course Outcome (CO), as per below table

CO No.	Course Outcomes	Relevant PO's	Total Hours (As per curriculum)
CO1	Ability to learn and discuss about concept of communication, problems in communication & business correspondence.	PO1 PSO2	10
CO2	Ability to examine various oral and written communication skills needed for effective communication.	PO2 PSO2	15
CO3	Ability to analyze about the difficulties of communication in dynamic business environment.	PO2 PSO2	15
CO4	Ability to demonstrate the effective use of communication technology.	PO3 PSO2	10

Step 3: From the previous table, calculate number of sessions/hours spent on each Program outcome, as follows.

PO	Course Outcomes	Hours Spent on each CO	Total Hours Spent	Total Hours Available in Curriculum	% of Mapping	Mapping Strength
PO1	CO1	10	10	50	20	1
PO2	CO2, CO3,	15+15	30	50	60	2
PO3	CO4	15	15	50	30	1
PSO2	CO1, CO2, CO3, CO4	10+15+15+10	50	50	100	3

Step 4: Use Mapping Strength from the previous table to prepare the CO-PO Matrix as below:

	PO1	PO2	PO3	PO4	PO5	PSO1	PSO2	PSO3
CO1	1	-	-	-	-		3	-
CO2	-	2	-	-	-		3	-
CO3	-	2	-	-	-		3	-
CO4	-	-	1		-		3	-
CO5	-	-		-	-	-	-	
CO6	-	-	-	-	-	-	-	-

Subject: Business Economics – I

Step 1: Decide the CO-PO Correlation level

Relationship	% Attainment	Weightage
Nil	0 %	0
Low	1 to 40%	1
Moderate	41 to 50%	2
High	51 to 100%	3

Step 2: Identify the number of hours spent on each Course Outcome. Also, decide the possible Program Outcomes (PO's) and Program Specific Outcomes (PSO's) mapping with each Course Outcome (CO), as per below table

CO No.	Course Outcomes	Relevant PO's	Total Hours (As per curriculum)
CO1	Ability to define, understand & explain the concepts of Demand, Supply, Market structure, economics theories.	PO1	10
CO2	Ability to apply the demand, supply, total cost, fixed cost, variable cost and marginal cost.	PO2	15
CO3	Ability to analyze the relationship demand and supply, cost and production function.	PO2	15
CO4	Ability to evaluate the pricing models, demand forecasting and estimation.	PO3	10

Step 3: From the previous table, calculate number of sessions/hours spent on each Program outcome, as follows.

PO	Course Outcomes	Hours Spent on each CO	Total Hours Spent	Total Hours Available in Curriculum	% of Mapping	Mapping Strength
PO1	CO1	10	10	50	20	1
PO2	CO2, CO3,	15+15	30	50	60	2
PO3	CO4	10	10	50	20	1

Step 4: Use Mapping Strength from the previous table to prepare the CO-PO Matrix as below:

	PO1	PO2	PO3	PO4	PO5	PSO1	PSO2	PSO3
CO1	1	-	-	-	-			-
CO2	-	2	-	-	-			-
CO3	-	2	-	-	-			-
CO4	-	-	1		-			-
CO5	-	-		-	-	-	-	
CO6	-	-	-	-	-	-	-	-

Subject: Business Environment

Step 1: Decide the CO-PO Correlation level

Relationship	% Attainment	Weightage
Nil	0 %	0
Low	1 to 40%	1
Moderate	41 to 50%	2
High	51 to 100%	3

Step 2: Identify the number of hours spent on each Course Outcome. Also, decide the possible Program Outcomes (PO's) and Program Specific Outcomes (PSO's) mapping with each Course Outcome (CO), as per below table

CO No.	Course Outcomes	Relevant PO's	Total Hours (As per curriculum)
CO1	Ability to define, understand & explain Business Objectives, Dynamics of Business, Ethics, Ethical Dilemmas, Corporate Culture and Ethical Climate, MNCs and TNCs, WTO.	PO1 PSO4	10
CO2	Case studies relating to Balance of Trade, FDI Investment Flows and its Implication for Indian Industries.	PO2 PSO4	15
CO3	Ability to analyze Environmental Analysis: PESTEL Analysis, SWOT Analysis, Balance of Trade, FDI Investment Flows and its Implication for Indian Industries	PO2 PSO4	15
CO4	Ability to evaluate Benefits of Social Audit, Audit & Entrepreneurship and Economic Development, Micro, Small and Medium Enterprises Development (MSMED) Act, 2006, Entrepreneurship as a Career Option.	PO3 PSO4	10

Step 3: From the previous table, calculate number of sessions/hours spent on each Program outcome, as follows.

PO	Course Outcomes	Hours Spent on each CO	Total Hours Spent	Total Hours Available in Curriculum	% of Mapping	Mapping Strength
PO1	CO1	10	10	50	20	1
PO2	CO2, CO3,	15+15	30	50	60	2
PO3	CO4	10	10	50	20	1
PSO4	CO1, CO2, CO3, CO4	10+15+15+10	50	50	100	3

Step 4: Use Mapping Strength from the previous table to prepare the CO-PO Matrix as below:

	PO1	PO2	PO3	PO4	PO5	PSO1	PSO2	PSO4
CO1	1	-	-	-	-			3
CO2	-	2	-	-	-			3
CO3	-	2	-	-	-			3
CO4	-	-	1		-			3
CO5	-	-		-	-	-	-	
CO6	-	-	-	-	-	-	-	-

Subject: Foundation Course – I

Step 1: Decide the CO-PO Correlation level

Relationship	% Attainment	Weightage
Nil	0 %	0
Low	1 to 40%	1
Moderate	41 to 50%	2
High	51 to 100%	3

Step 2: Identify the number of hours spent on each Course Outcome. Also, decide the possible Program Outcomes (PO's) and Program Specific Outcomes (PSO's) mapping with each Course Outcome (CO), as per below table

CO No.	Course Outcomes	Relevant PO's	Total Hours (As per curriculum)
CO1	Ability to define, understand & explain the basic concepts of- Diverse Indian Society, inequalities & disparities, The Indian Constitution, Values, aspects of Political Processes.	PO1	10
CO2	Ability to analyze the diverse Indian society, existing inequalities and disparities in Indian Society, the Indian Constitution, Values, aspects of Political Processes.	PO2 PO3 PO4	15
CO3	Ability to apply the foundational knowledge in- solving personal and social problems related to diversity, inequalities, disparities, the Indian Constitution, Values & aspects of Political Processes.	PO2 PO3 PO4 PO5	15
CO4	Ability to evaluate - Diverse Indian Society, inequalities & disparities, The Indian Constitution, Values, aspects of Political Processes, Political situation.	PO2 PO3 PO4 PO5	10

Step 3: From the previous table, calculate number of sessions/hours spent on each Program outcome, as follows.

PO	Course Outcomes	Hours Spent on each CO	Total Hours Spent	Total Hours Available in Curriculum	% of Mapping	Mapping Strength
PO1	CO1	10	10	50	20	1
PO2	CO2, CO3, CO4	15+15+10	40	50	80	3
PO3	CO2, CO3, CO4	15+15+10	40	50	80	3
PO4	CO2, CO3, CO4	15+15+10	40	50	80	3
PO5	CO3,CO4	15+10	25	50	50	2

Step 4: Use Mapping Strength from the previous table to prepare the CO-PO Matrix as below:

	PO1	PO2	PO3	PO4	PO5	PSO1	PSO2	PSO4
CO1	1	-	-	-	-			
CO2	-	3	3	3	-			
CO3	-	3	3	3	2			
CO4	-	3	3	3	2			
CO5	-	-		-	-	-	-	
CO6	-	-	-	-	-	-	-	-

CO, PO & PSO Mapping for the Odd Semester of Academic Year 2021-22 for the Batch 2021 - 24
FYBAF Sem – I Internal Examination (Marks Out of 25)

Exam Roll Number	Name of the Student	FIN AC I	COST AC I	FIN MGT I	BUS COMU I	F. C. I	COM I (BUS ENV)	BUS ECO I
21FBAF1	AGWAN ABBAS FIROZ	10	11	17	15	19	12	9
21FBAF2	SHAIKH ARBAZ AHMED	18	19	18	20	19	19	17
21FBAF3	/ANSARI ISRA ASIF HUSSAIN	19	20	18	22	22	18	16
21FBAF4	/ANSARI KEHKASHAN QADEER	17	21	21	22	22	23	17
21FBAF5	/ANSARI MEHJABEEN MD JAVED	14	17	17	20	21	20	8
21FBAF6	ANSARI MUZAMMIL AURANGZEB	16	13	17	18	21	14	10
21FBAF7	/ANSARI UMER A JUBER AHMED	16	22	21	20	22	23	16
21FBAF8	BALMIK ANKIT ANKIT	17	22	21	20	19	21	18
21FBAF9	BARMARE LATIF SALAM	10	10	14	AB	14	AB	11
21FBAF10	CHAUDHARY MD ARMAN MD AHMED	11	16	21	21	22	12	13
21FBAF11	/CHAVAN HEMLATA BABAN	10	14	13	20	20	AB	10
21FBAF12	/CHINDARKAR SHWETA VIVEK	12	17	13	20	15	16	9
21FBAF13	DUBEY AMAN ANIL	10	10	17	15	18	16	10
21FBAF14	/GADKAR SHARAYU SANTOSH	12	14	15	20	22	19	7
21FBAF15	GAMARE SAGAR SANDIP	13	12	17	20	19	15	10
21FBAF16	GANCHHA BHAVESH PUSHKARLAL	13	10	16	19	18	13	13
21FBAF17	/GAWDE AADITI RAJENDRA	12	14	14	20	20	16	6
21FBAF18	/GHADI TANAYA SUBHASH	13	15	12	11	18	17	3
21FBAF19	GIRBIDE BHUVAN RAJU	10	13	18	19	15	AB	11
21FBAF20	/GIRI KHUSHI JOGINDAR	18	22	17	19	22	21	16
21FBAF21	/GUPTA POOJA VIJAYKUMAR	10	10	11	11	19	13	6
21FBAF22	GUPTA SANIKUMAR TIRJOGI	15	10	15	18	22	13	10
21FBAF23	GUPTA YASH LALMANI	18	21	20	24	23	24	14
21FBAF24	JADHAV SANGHARSH SUBHASH	19	21	17	24	23	14	8
21FBAF25	/JAISWAR PRIYANKA MANGAL	10	11	18	11	21	12	12
21FBAF26	/KADAM KOMAL ASHOK	10	10	14	12	20	14	10
21FBAF27	/KADAM MANSI MANESH	10	15	11	18	17	19	8
21FBAF28	KADU YASH SANTOSH	11	13	19	17	16	11	11
21FBAF29	KANERE KRISHNA SHRIDHAR	16	15	21	24	23	18	14
21FBAF30	KAREKAR CHIRAG SANDEEP	18	22	21	20	22	19	8
21FBAF31	KARGUTKAR RAJ SANDIP	13	17	19	24	22	14	8
21FBAF32	/KASHID TEJASHREE BHAUSAHEB	12	16	18	17	20	16	6
21FBAF33	KATKAR VEDANT VIJAY	10	14	16	16	22	11	9
21FBAF34	KESHARI CHANDAN VIJAY KUMAR	13	10	12	14	21	13	6
21FBAF35	/KEWAT ROSHANI RAKESH	10	10	12	14	17	11	7
21FBAF36	KHAN AKRAM TAHIR	13	14	16	15	22	21	10
21FBAF37	KHAN AMAN ZAKIR	10	17	13	15	22	14	10
21FBAF38	KHAN ARYAN MIYANNOOR	14	12	15	16	22	17	9

21FBAF39	KHAN JAFEER RAFIQUE	12	11	16	17	17	14	8
21FBAF40	KHAN RASHEED JAMEEL	12	10	18	17	20	12	9
21FBAF41	KHANDAGALE VISHAL SUDHAKAR	16	14	20	21	22	18	11
21FBAF42	KHARAT ANIKET PRAKASH	10	14	10	19	14	15	8
21FBAF43	LONDHE ADARSH GANGARAM	16	18	15	22	23	20	14
21FBAF44	/MADHVI SANIKA DHANANJAY	15	17	14	19	23	11	11
21FBAF45	MATAL TUSHAR PRAVIN	17	18	16	20	22	16	12
21FBAF46	/MAYEKAR YATISHA RAJENDRA	15	14	15	19	22	11	11
21FBAF47	MISHRA GAURAV PRAVIN	16	12	12	17	20	14	10
21FBAF48	/MISHRA KIRTI SHEETLA PRASAD	10	13	19	11	20	12	11
21FBAF49	NIRMAL NITIN HARICHAND	12	12	14	16	18	15	10
21FBAF50	PAL ANKUSH BRIJESH	13	10	16	15	15	10	10
21FBAF51	PANDIT JITENDRA MAHAVIR	16	15	18	18	21	21	13
21FBAF52	/PARYANI MANTASHA SHAFI	18	23	19	20	22	16	11
21FBAF53	/PATIL PRANJAL UDAY	11	17	18	17	22	18	9
21FBAF54	PATIL PRATHAMESH SANTOSH	16	16	13	18	22	17	5
21FBAF55	/PATIL SANIKA MAHESH	13	12	16	18	21	14	13
21FBAF56	PATRA SAUMITRA ARUN	12	10	11	18	16	15	4
21FBAF57	/PAWAR JANHVI GANPAT	10	13	17	18	20	12	10
21FBAF58	PRAJAPATI SARDUM BADHU PRASAD	17	21	21	18	19	21	18
21FBAF59	RAJAK ROHIT RAJENDRA	17	15	16	19	21	18	10
21FBAF60	RAJPUT MAHENDRA SINGH	13	10	11	19	16	13	11
21FBAF61	/RAMBADE SRUSHTI SANJAY	10	15	15	14	21	14	8
21FBAF62	/RANE SAKSHI VINAYAK	18	22	17	19	20	21	16
21FBAF63	/RAUT SHREYA VILAS	11	13	15	13	20	11	4
21FBAF64	/RAWOOL VIBHUTI SANDEEP	10	14	15	18	21	10	6
21FBAF65	/SAHU MAHAK SURESH	12	11	11	14	20	13	5
21FBAF66	/SAKPAL PURVA RAVINDRA	12	13	17	17	21	13	9
21FBAF67	/SALMANI ANAM JAHA	10	14	20	16	23	11	6
21FBAF68	SAYYED ALI ASGAR RAJA MIYA	10	10	14	14	22	16	6
21FBAF69	SAYYED SAHIL KADARVALI	13	13	20	20	21	10	10
21FBAF70	/SAYYED UMEERA KADAR	11	10	14	19	23	11	10
21FBAF71	/SHAIKH AARIFA AMJAD	10	12	15	15	22	12	8
21FBAF72	/SHAIKH AISHA KHATUN GUDDU	15	12	16	18	21	14	13
21FBAF73	SHAIKH AZAM ALLAHBUX	13	15	11	19	21	14	12
21FBAF74	SHAIKH INAYATALI ISTIYAQALI	10	11	10	10	15	12	10
21FBAF75	/SHAIKH MAHEK ABDUL HAMID	12	15	16	19	24	16	6
21FBAF76	/SHAIKH MAHEK RIYAZ	15	16	14	16	21	19	14
21FBAF77	/SHAIKH MAHZABEEN SHAKIL	15	14	11	22	22	18	4
21FBAF78	SHAIKH MARIZ IKRAM	10	10	15	11	12	10	4
21FBAF79	SHAIKH MD ASHIR ZAHIRUDDIN	13	17	15	15	22	15	9
21FBAF80	SHAIKH MD SARFARAZ HUSAIN MD KHALIL	16	12	19	15	19	14	8
21FBAF81	SHAIKH MUBARAK HASAN MD ANEES	10	15	11	13	22	13	9
21FBAF82	/SHAIKH NASREEN MOHD ASLAM	16	16	17	17	21	14	11

21FBAF83	/SHAIKH RIZWANA WAHID	18	15	11	20	22	19	13
21FBAF84	/SHAIKH SADAF SALIM	10	16	14	19	21	14	12
21FBAF85	/SHAIKH SHABNAM IQBAL	11	14	11	16	21	10	6
21FBAF86	SHAIKH SUFIYAN SHABBIR	15	22	22	21	21	23	16
21FBAF87	SHAIKH UROOJ SHAHID	10	12	10	18	22	13	12
21FBAF88	/SHAIKH ZEBI MANSOOR	13	15	15	19	21	14	14
21FBAF89	/SHARMA MANISHA CHAMAK	19	18	15	22	19	24	18
21FBAF90	SHARMA NIKHIL RAJU	16	14	18	21	18	15	12
21FBAF91	SHINDE OMKAR KESHAV	10	10	14	15	18	15	4
21FBAF92	SHRESTHA AMIT DILIP	15	14	10	19	18	13	11
21FBAF93	SIDDIQUI ARRYAN AKHTAR JAMAL	10	14	17	11	19	12	5
21FBAF94	SIDDIQUI MD SHAHID MD HAMID	10	14	18	16	21	16	9
21FBAF95	SINGH AKASH VINOD	17	22	22	18	18	22	6
21FBAF96	/SINGH ARCHANA ANAND	11	18	18	21	22	24	10
21FBAF97	SINGH PRASHANT KUMAR GUDDU	18	23	15	22	23	21	14
21FBAF98	SINGH UJJWAL SWATANTRA	13	10	18	13	23	11	7
21FBAF99	/TAMBE VAISHALI KISAN	10	10	14	13	17	15	10
21FBAF100	/TELI SHWETA SHANKAR	19	16	18	22	22	17	10
21FBAF101	/TIWARI AACHAL NARENDRA	15	14	15	13	21	12	5
21FBAF102	TIWARI SUMIT KUMAR ARVIND	13	10	15	17	22	11	6
21FBAF103	/VAZE LATIKA DHARMENDRA	14	15	16	21	22	11	11
21FBAF104	/VERMA BABLI KEDAR	10	12	13	13	20	14	8
21FBAF105	VERMA RAJU OMPRAKASH	11	13	14	16	21	14	8
21FBAF106	/VISHWAKARMA LAXMIDEVI RAJOLE	18	21	17	17	20	15	7
21FBAF107	/VISHWAKARMA SHWETA DINESH	18	14	16	17	20	17	12
21FBAF108	VISHWAKARMA SOHAN RAM KRISHNA	14	11	14	16	21	13	4
21FBAF109	/YADAV AANCHALDEVI RAMSAGAR	14	12	13	19	24	16	8
21FBAF110	YADAV AMEET SANTOSH	17	20	14	22	23	19	15
21FBAF111	YADAV ANUJKUMAR UMANATH	14	12	14	16	20	15	5
21FBAF112	YADAV SACHIN RAMAJOR	14	12	12	19	19	16	6
21FBAF113	YADAV SANDEEPKUMAR SANTOSH	14	15	17	15	20	17	9
21FBAF114	YADAV SATYENDRA RAMTIRATH	15	18	20	22	21	23	12
21FBAF115	/YADAV SHIKHA ASHOK YADAV	11	13	15	16	22	14	10
21FBAF116	YADAV SHLOK GULAB	10	17	10	13	20	15	6
21FBAF117	/GUPTA AARTI DEEPCHANDRA	10	12	13	22	18	10	7

FYBAF Sem – I Internal Exam (Marks out of 25)	INTERNAL EXAMINATION						
	FIN AC I	COST AC I	FIN MGT I	BUS COMU I	F. C. I	COM I (BUS ENV)	BUS ECO I
No of students	117	117	117	116	117	114	117
Maximum mark course wise	25	25	25	25	25	25	25
Threshold (50%)	12.5	12.5	12.5	12.5	12.5	12.5	12.5
No of students above threshold	65	78	97	108	116	87	23
% of students above threshold	55.56	66.67	82.91	93.10	99.15	76.32	19.66
Level	2	3	3	3	3	3	0

Course Attainment	FIN AC I	COST AC I	FIN MGT I	BUS COMU I	F. C. I	COM I (BUS ENV)	BUS ECO I
0.25* Internal Examination	0.50	0.75	0.75	0.75	0.75	0.75	0.00

The attainment of each course is computed by setting the threshold as 50%

Rubrics are formulated for the assessment of attainment as follows:

If 60% or more students attain the threshold marks	Level 3 (Substantially)
If the number of students attaining the threshold marks is between 50 to 59%	Level 2 (Moderately)
If the number of students attaining the threshold marks is between 40 to 49%	Level 1 (slightly)

CO, PO & PSO Mapping for the Odd Semester of Academic Year 2021-22 for the Batch 2021 - 24**FYBAF Sem – I External Examination (Marks Out of 75)**

Exam Roll Number	Name of the Student	FIN AC I	COST AC I	FIN MGT I	BUS COMU I	F. C. I	COM I (BUS ENV)	BUS ECO I
21FBAF1	AGWAN ABBAS FIROZ	30	38	30	42	51	30	30
21FBAF2	SHAIKH ARBAZ AHMED	46	44	45	53	60	54	47
21FBAF3	/ANSARI ISRA ASIF HUSSAIN	32	35	39	54	53	44	44
21FBAF4	/ANSARI KEHKASHAN QADEER	30	68	51	60	57	54	59
21FBAF5	/ANSARI MEHJABEEN MD JAVED	35	50	39	57	54	51	32
21FBAF6	ANSARI MUZAMMIL AURANGZEB	45	71	38	47	54	48	38
21FBAF7	/ANSARI UMER A JUBER AHMED	51	59	48	62	66	59	62
21FBAF8	BALMIK ANKIT ANKIT	62	41	66	62	56	66	66
21FBAF9	BARMARE LATIF SALAM	30	30	53	54	51	63	47
21FBAF10	CHAUDHARY MD ARMAN MD AHMED	30	56	53	56	66	41	30
21FBAF11	/CHAVAN HEMLATA BABAN	32	44	35	30	30	AB	30
21FBAF12	/CHINDARKAR SHWETA VIVEK	39	48	47	47	50	35	48
21FBAF13	DUBEY AMAN ANIL	33	39	48	50	60	38	32
21FBAF14	/GADKAR SHARAYU SANTOSH	33	56	30	42	47	30	36
21FBAF15	GAMARE SAGAR SANDIP	30	39	35	38	54	32	38
21FBAF16	GANCHHA BHAVESH PUSHKARLAL	42	42	36	56	54	66	38
21FBAF17	/GAWDE AADITI RAJENDRA	30	65	41	47	30	30	30
21FBAF18	/GHADI TANAYA SUBHASH	30	62	35	41	51	38	30
21FBAF19	GIRBIDE BHUVAN RAJU	39	50	38	54	66	56	50
21FBAF20	/GIRI KHUSHI JOGINDAR	54	59	71	59	60	41	51
21FBAF21	/GUPTA POOJA VIJAYKUMAR	30	51	33	47	41	30	20
21FBAF22	GUPTA SANIKUMAR TIRJOGI	33	39	42	59	53	60	39
21FBAF23	GUPTA YASH LALMANI	46	32	53	68	72	71	50
21FBAF24	JADHAV SANGHARSH SUBHASH	48	60	53	54	56	59	50
21FBAF25	/JAISWAR PRIYANKA MANGAL	30	48	30	45	51	42	39
21FBAF26	/KADAM KOMAL ASHOK	30	32	44	44	44	30	30
21FBAF27	/KADAM MANSI MANESH	32	32	30	51	50	30	38
21FBAF28	KADU YASH SANTOSH	30	44	36	30	33	30	30
21FBAF29	KANERE KRISHNA SHRIDHAR	47	33	57	68	71	59	57
21FBAF30	KAREKAR CHIRAG SANDEEP	57	56	56	51	53	50	50
21FBAF31	KARGUTKAR RAJ SANDIP	38	65	48	59	56	51	50
21FBAF32	/KASHID TEJASHREE BHAUSAHEB	30	44	30	45	45	41	21
21FBAF33	KATKAR VEDANT VIJAY	30	45	44	56	62	63	51
21FBAF34	KESHARI CHANDAN VIJAY KUMAR	30	69	42	54	53	45	39
21FBAF35	/KEWAT ROSHANI RAKESH	30	39	30	42	47	30	33
21FBAF36	KHAN AKRAM TAHIR	38	39	35	51	60	42	56
21FBAF37	KHAN AMAN ZAKIR	36	62	41	47	50	59	44
21FBAF38	KHAN ARYAN MIYANOR	30	68	45	53	56	63	47

21FBAF39	KHAN JAFEER RAFIQUE	41	65	41	53	57	56	44
21FBAF40	KHAN RASHEED JAMEEL	33	44	30	56	57	60	50
21FBAF41	KHANDAGALE VISHAL SUDHAKAR	44	51	44	51	47	62	47
21FBAF42	KHARAT ANIKET PRAKASH	38	57	45	50	38	59	33
21FBAF43	LONDHE ADARSH GANGARAM	48	51	56	68	68	60	54
21FBAF44	/MADHVI SANIKA DHANANJAY	30	68	41	59	65	33	42
21FBAF45	MATAL TUSHAR PRAVIN	30	42	42	50	54	50	33
21FBAF46	/MAYEKAR YATISHA RAJENDRA	30	32	42	59	63	33	36
21FBAF47	MISHRA GAURAV PRAVIN	42	45	33	45	50	50	38
21FBAF48	/MISHRA KIRTI SHEETLA PRASAD	33	35	47	45	53	30	38
21FBAF49	NIRMAL NITIN HARICHAND	39	42	48	56	57	60	45
21FBAF50	PAL ANKUSH BRIJESH	30	47	47	26	30	51	30
21FBAF51	PANDIT JITENDRA MAHAVIR	47	38	51	54	57	60	45
21FBAF52	/PARYANI MANTASHA SHAFI	36	60	48	59	72	48	60
21FBAF53	/PATIL PRANJAL UDAY	38	44	48	53	53	48	47
21FBAF54	PATIL PRATHAMESH SANTOSH	39	35	35	30	41	56	38
21FBAF55	/PATIL SANIKA MAHESH	41	44	45	51	60	30	48
21FBAF56	PATRA SAUMITRA ARUN	35	56	35	36	53	30	30
21FBAF57	/PAWAR JANHVI GANPAT	30	32	32	53	50	32	42
21FBAF58	PRAJAPATI SARDUM BADHU PRASAD	30	45	59	62	56	65	65
21FBAF59	RAJAK ROHIT RAJENDRA	49	42	47	63	71	47	66
21FBAF60	RAJPUT MAHENDRA SINGH	32	44	39	54	54	54	33
21FBAF61	/RAMBADE SRUSHTI SANJAY	38	72	39	51	56	32	44
21FBAF62	/RANE SAKSHI VINAYAK	57	65	71	56	60	41	51
21FBAF63	/RAUT SHREYA VILAS	30	50	38	51	60	39	20
21FBAF64	/RAWOOL VIBHUTI SANDEEP	30	54	30	44	42	30	33
21FBAF65	/SAHU MAHAK SURESH	30	47	32	35	45	39	30
21FBAF66	/SAKPAL PURVA RAVINDRA	36	65	38	41	54	30	32
21FBAF67	/SALMANI ANAM JAHA	30	38	39	53	62	60	41
21FBAF68	SAYYED ALI ASGAR RAJA MIYA	36	30	30	33	56	33	38
21FBAF69	SAYYED SAHIL KADARVALI	42	39	47	59	68	62	50
21FBAF70	/SAYYED UMEERA KADAR	30	44	30	48	35	33	32
21FBAF71	/SHAIKH AARIFA AMJAD	30	65	38	50	53	30	30
21FBAF72	/SHAIKH AISHA KHATUN GUDDU	32	45	44	45	59	35	38
21FBAF73	SHAIKH AZAM ALLAHBUX	18	30	42	54	54	62	38
21FBAF74	SHAIKH INAYATALI ISTIYAQALI	30	15	30	30	30	AB	18
21FBAF75	/SHAIKH MAHEK ABDUL HAMID	30	66	38	54	51	35	30
21FBAF76	/SHAIKH MAHEK RIYAZ	32	30	30	45	65	47	30
21FBAF77	/SHAIKH MAHZABEEN SHAKIL	39	34	30	54	56	30	51
21FBAF78	SHAIKH MARIZ IKRAM	30	38	39	39	38	30	30
21FBAF79	SHAIKH MD ASHIR ZAHIRUDDIN	30	51	33	36	47	38	38
21FBAF80	SHAIKH MD SARFARAZ HUSAIN MD KHALIL	39	35	38	47	53	47	38
21FBAF81	SHAIKH MUBARAK HASAN MD ANEES	39	42	41	47	51	60	45
21FBAF82	/SHAIKH NASREEN MOHD ASLAM	41	41	45	45	53	36	30

21FBAF83	/SHAIKH RIZWANA WAHID	45	41	35	56	62	38	39
21FBAF84	/SHAIKH SADAF SALIM	35	45	36	47	57	36	42
21FBAF85	/SHAIKH SHABNAM IQBAL	32	45	41	56	48	33	51
21FBAF86	SHAIKH SUFIYAN SHABBIR	39	45	48	60	65	54	59
21FBAF87	SHAIKH UROOJ SHAHID	39	66	39	45	50	62	50
21FBAF88	/SHAIKH ZEBI MANSOOR	38	33	41	56	63	38	44
21FBAF89	/SHARMA MANISHA CHAMAK	51	60	51	63	69	57	69
21FBAF90	SHARMA NIKHIL RAJU	38	59	44	50	53	51	44
21FBAF91	SHINDE OMKAR KESHAV	30	53	39	53	66	53	47
21FBAF92	SHRESTHA AMIT DILIP	39	48	41	56	54	65	48
21FBAF93	SIDDIQUI ARRYAN AKHTAR JAMAL	33	35	45	57	66	53	44
21FBAF94	SIDDIQUI MD SHAHID MD HAMID	30	53	39	53	63	60	38
21FBAF95	SINGH AKASH VINOD	57	60	54	48	51	50	48
21FBAF96	/SINGH ARCHANA ANAND	41	51	59	62	66	57	59
21FBAF97	SINGH PRASHANT KUMAR GUDDU	41	57	41	57	69	60	59
21FBAF98	SINGH UJJWAL SWATANTRA	36	45	42	50	48	53	36
21FBAF99	/TAMBE VAISHALI KISAN	30	68	45	44	44	30	30
21FBAF100	/TELI SHWETA SHANKAR	45	41	48	65	68	60	41
21FBAF101	/TIWARI AACHAL NARENDRA	30	36	38	42	48	30	36
21FBAF102	TIWARI SUMIT KUMAR ARVIND	35	69	42	57	48	57	32
21FBAF103	/VAZE LATIKA DHARMENDRA	30	56	41	57	65	33	42
21FBAF104	/VERMA BABLI KEDAR	30	34	53	54	65	60	47
21FBAF105	VERMA RAJU OMPRAKASH	30	44	41	51	50	39	42
21FBAF106	/VISHWAKARMA LAXMIDEVI RAJOLE	48	42	45	59	51	35	33
21FBAF107	/VISHWAKARMA SHWETA DINESH	44	63	42	65	63	36	41
21FBAF108	VISHWAKARMA SOHAN RAM KRISHNA	30	33	36	53	63	42	33
21FBAF109	/YADAV AANCHALDEVI RAMSAGAR	30	42	30	47	45	44	32
21FBAF110	YADAV AMEET SANTOSH	41	62	48	59	68	57	47
21FBAF111	YADAV ANUJKUMAR UMANATH	53	44	50	51	63	63	39
21FBAF112	YADAV SACHIN RAMAJOR	41	32	30	35	57	35	32
21FBAF113	YADAV SANDEEPKUMAR SANTOSH	32	47	36	44	66	41	42
21FBAF114	YADAV SATYENDRA RAMTIRATH	47	47	56	65	54	68	62
21FBAF115	/YADAV SHIKHA ASHOK YADAV	30	57	30	54	50	36	36
21FBAF116	YADAV SHLOK GULAB	44	54	41	51	59	57	47
21FBAF117	/GUPTA AARTI DEEPCHANDRA	30	38	36	45	55	30	41

FYBAF Sem – I External Exam (Marks out of 75)	EXTERNAL EXAMINATION						
	FIN AC I	COST AC I	FIN MGT I	BUS COMU I	F. C. I	COM I (BUS ENV)	BUS ECO I
No of students	117	117	117	117	117	115	117
Maximum mark course wise	75	75	75	75	75	75	75
Threshold (50%)	37.5	37.5	37.5	37.5	37.5	37.5	37.5
No of students above threshold	50	95	83	107	111	78	78
% of students above threshold	42.74	81.20	70.94	91.45	94.87	67.83	66.67
Level	1	3	3	3	3	3	3

Course Attainment	FIN AC I	COST AC I	FIN MGT I	BUS COMU I	F. C. I	COM I (BUS ENV)	BUS ECO I
0.75* Semester End Examination	0.75	2.25	2.25	2.25	2.25	2.25	2.25

The attainment of each course is computed by setting the threshold as 50%

Rubrics are formulated for the assessment of attainment as follows:

If 60% or more students attain the threshold marks	Level 3 (Substantially)
If the number of students attaining the threshold marks is between 50 to 59%	Level 2 (Moderately)
If the number of students attaining the threshold marks is between 40 to 49%	Level 1 (slightly)

Total Course Attainment for FYBAF Semester – I

Course Attainment	FIN AC I	COST AC I	FIN MGT I	BUS COMU I	F. C. I	COM I (BUS ENV)	BUS ECO I
0.25* Internal Examination	0.50	0.75	0.75	0.75	0.75	0.75	0.00
0.75* Semester End Examination	0.75	2.25	2.25	2.25	2.25	2.25	2.25
Total Course Attainment = 0.25* Internal Examination + 0.75* Semester End Examination	1.25	3.00	3.00	3.00	3.00	3.00	2.25

Course Code:	C101	
Subject Code	UAFFSI.1	
Subject Name	FINANCIAL ACCOUNTING I	
Faculty Name	Miss. Hasina Panwar	
Course Outcomes		
C101.1	CO1	Ability to apply basic concepts of accounting, capital and revenue expenditure, departmental accounts, inventory valuation, hire purchase, manufacturing account, AS-1, AS-2 and AS-9
C101.2	CO2	Ability to solves problems based on Departmental account UNDAs, hire purchase and manufacturing A/c, capital and revenue expenditure
C101.3	CO3	Ability to apply Accounting Standards (AS1, AS-2 and AS-9)
C101.4	CO4	Ability to Analyze trial balance and prepare Departmental accounts, hire purchase and manufacturing A/c, capital and revenue expenditure
C101.5	CO5	Ability to determine recognition of revenue as per AS-9, Valuation of inventory as per AS-2 and value of closing stock as per weighted average cost of capital

Course Outcomes	Program Outcomes					PSOs		
	PO1	PO2	PO3	PO4	PO5	PSO1	PSO2	PSO3
CO1	1.00	-	-	-	-	3.00	-	-
CO2	-	2.00	-	-	-	3.00	-	2.00
CO3	-	2.00	-	-	-	3.00	-	2.00
CO4	-	2.00	-	-	-	-	-	-
CO5	-	-	1.00	-	-	3.00	-	2.00
Expected PO (Average)	1.00	2.00	1.00			3.00		2.00
Actual PO	0.42	0.83	0.42			1.25		0.83

Course Code:	C102	
Subject Code	UAFFSI.2	
Subject Name	COST ACCOUNTING I	
Faculty Name	Miss. Deepa Pal	
Course Outcomes		
C102.1	CO1	Ability to define, understand & explain cost, costing, cost accounting, material cost, labor FO cost and overheads
C102.2	CO2	Ability to prepare stores ledger and calculate stock levels, EOQ and labor cost
C102.3	CO3	Ability to classify cost and overheads on different bases, Apportionment and Absorption of overheads
C102.4	CO4	Ability to determine Overtime / Idle Time / Incentive Schemes

Course Outcomes	Program Outcomes					PSOs		
	PO1	PO2	PO3	PO4	PO5	PSO1	PSO2	PSO3
CO1	1.00	-	-	-	-	3.00	-	-
CO2	-	2.00	-	-	-	3.00	-	
CO3	-	2.00	-	-	-	3.00	-	
CO4	-	-	-	1.00	-	3.00	-	
Expected PO (Average)	1.00	2.00		1.00		3.00		
Actual PO	1.00	2.00		1.00		3.00		

Course Code:	C103	
Subject Code	UAFFSI.3	
Subject Name	FINANCIAL MANAGEMENT I	
Faculty Name	Miss. Pratiksha Gore	
Course Outcomes		
C103.1	CO1	Ability to define basic concepts of Financial Management
C103.2	CO2	Ability to calculate leverages, cost of capital and type of financing
C103.3	CO3	Ability to analyze selection of project using Net Present Value and Impact of leverages on revenue and EBIT
C103.4	CO4	Ability to determine leverage, time value of money and optimum debt equity mix using weighted average cost of capital

Course Outcomes	Program Outcomes					PSOs		
	PO1	PO2	PO3	PO4	PO5	PSO1	PSO2	PSO3
CO1	1.00	-	-	-	-	3.00	-	-
CO2	-	2.00	-	-	-	3.00	-	
CO3	-	2.00	-	-	-	3.00	-	
CO4	-	-	-	1.00	-	3.00	-	
Expected PO (Average)	1.00	2.00		1.00		3.00		
Actual PO	1.00	2.00		1.00		3.00		

Course Code:	C104	
Subject Code	UAFFSL4	
Subject Name	BUSINESS COMMUNICATION I	
Faculty Name	Miss Lydia Kalkutkar	
Course Outcomes		
C104.1	CO1	Ability to learn and discuss about concept of communication, problems in communication & business correspondence.
C104.2	CO2	Ability to examine various oral and written communication skills needed for effective communication.
C104.3	CO3	Ability to analyze about the difficulties of communication in dynamic business environment.
C104.4	CO4	Ability to demonstrate the effective use of communication technology.

Course Outcomes	Program Outcomes					PSOs		
	PO1	PO2	PO3	PO4	PO5	PSO1	PSO2	PSO3
CO1	1.00	-	-	-	-		3.00	-
CO2	-	2.00	-	-	-		3.00	
CO3	-	2.00	-	-	-		3.00	
CO4	-	-	1.00		-		3.00	
Expected PO (Average)	1.00	2.00	1.00	-			3.00	
Actual PO	1.00	2.00	1.00	-			3.00	

Course Code:	C105	
Subject Code	UAFFSL5	
Subject Name	FOUNDATION COURSE I	
Faculty Name	Mr. Suryakant Patole	
Course Outcomes		
C105.1	CO1	Ability to define, understand & explain the basic concepts of- Diverse Indian Society, inequalities & disparities, The Indian Constitution, Values, aspects of Political Processes.
C105.2	CO2	Ability to analyze the diverse Indian society, existing inequalities and disparities in Indian Society, the Indian Constitution, Values, aspects of Political Processes.
C105.3	CO3	Ability to apply the foundational knowledge in- solving personal and social problems related to diversity, inequalities, disparities, the Indian Constitution, Values & aspects of Political Processes.
C105.4	CO4	Ability to evaluate - Diverse Indian Society, inequalities & disparities, The Indian Constitution, Values, aspects of Political Processes, Political situation.

Course Outcomes	Program Outcomes					PSOs		
	PO1	PO2	PO3	PO4	PO5	PSO1	PSO2	PSO3
CO1	1.00	-	-	-	-			-
CO2	-	3.00	3.00	3.00	-	-		
CO3	-	3.00	3.00	3.00	2.00	-		
CO4	-	3.00	3.00	3.00	2.00	-		
Expected PO (Average)	1.00	3.00	3.00	3.00	2.00			
Actual PO	1.00	3.00	3.00	3.00	2.00			

Course Code:	C106	
Subject Code	UAFFSI.6	
Subject Name	COMMERCE I (BUSINESS ENVIRONMENT)	
Faculty Name	Mrs. Sumaiya Khan	
Course Outcomes		
C106.1	CO1	Ability to define, understand & explain Business Objectives, Dynamics of Business, Ethics, Ethical Dilemmas, Corporate Culture and Ethical Climate, MNCs and TNCs, WTO.
C106.2	CO2	Case studies relating to Balance of Trade, FDI Investment Flows and its Implication for Indian Industries.
C106.3	CO3	Ability to analyze Environmental Analysis: PESTEL Analysis, SWOT Analysis, Balance of Trade, FDI Investment Flows and its Implication for Indian Industries
C106.4	CO4	Ability to evaluate Benefits of Social Audit, Audit & Entrepreneurship and Economic Development, Micro, Small and Medium Enterprises Development (MSMED) Act, 2006, Entrepreneurship as a Career Option.

Course Outcomes	Program Outcomes					PSOs		
	PO1	PO2	PO3	PO4	PO5	PSO1	PSO2	PSO4
CO1	1.00	-	-	-	-			3.00
CO2	-	2.00	-	-	-			3.00
CO3	-	2.00	-	-	-			3.00
CO4	-	-	1.00		-			3.00
Expected PO (Average)	1.00	2.00	1.00					3.00
Actual PO	1.00	2.00	1.00					3.00

Course Code:	C107	
Subject Code	UAFFSL.7	
Subject Name	BUSINESS ECONOMICS I	
Faculty Name	Mr. Rajdeep Kamble	
Course Outcomes		
C107.1	CO1	Ability to define, understand & explain the concepts of Demand, Supply, Market structure, economics theories.
C107.2	CO2	Ability to apply the demand, supply, total cost, fixed cost, variable cost and marginal cost.
C107.3	CO3	Ability to analyze the relationship demand and supply, cost and production function.
C107.4	CO4	Ability to evaluate the pricing models, demand forecasting and estimation.

Course Outcomes	Program Outcomes					PSOs		
	PO1	PO2	PO3	PO4	PO5	PSO1	PSO2	PSO4
CO1	1.00	-	-	-	-			
CO2	-	2.00	-	-	-			
CO3	-	2.00	-	-	-			
CO4	-	-	1.00		-			
Expected PO (Average)	1.00	2.00	1.00					
Actual PO	0.75	1.50	0.75					

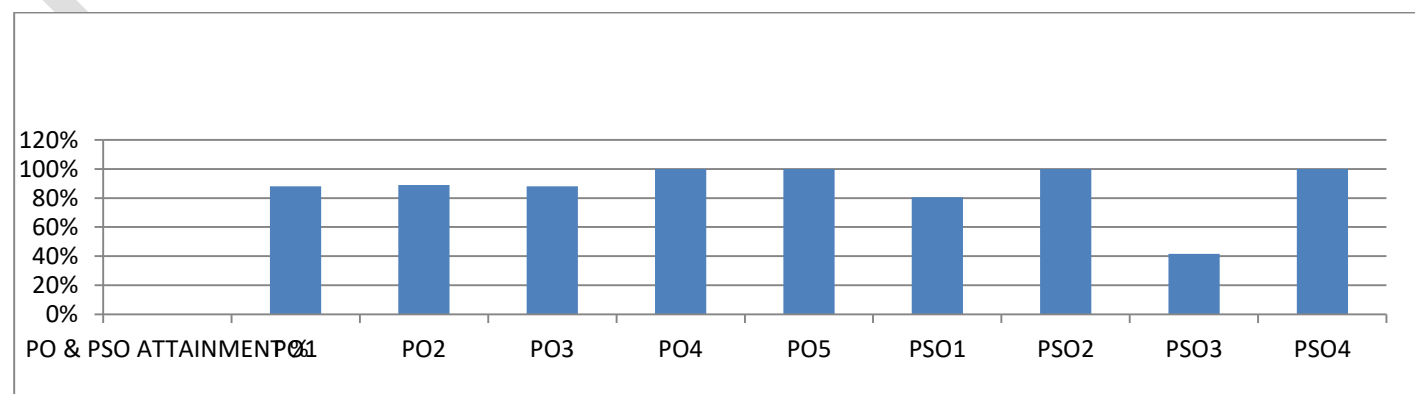
Semester - I									
EXPECTED PO & PSO									
	PO1	PO2	PO3	PO4	PO5	PSO1	PSO2	PSO3	PSO4
Financial Acc - I	1	2	1	-	-	3	-	2	-
Cost Accounting- I	1	2		1	-	3	-	-	-
Financial Management	1	2		1	-	3	-	-	-
Business Commu - I	1	2	1	-	-	-	3	-	-
Business Economics-I	1	2	1	-	-	-	-	-	-
Business Environment	1	2	1	-	-	-	-	-	3
Foundation Course-I	1	3	3	3	2	-	-	-	-
Expected PO (Average)	1	2.14286	1.4	1.66667	2	3	3	2	3

ACTUAL PO & PSO ATTAINMENT									
	PO1	PO2	PO3	PO4	PO5	PSO1	PSO2	PSO3	PSO4
Financial Acc - I	0.42	0.83	0.42			1.25		0.83	-
Cost Accounting- I	1.00	2.00		1.00		3.00	-	-	-
Financial Management	1.00	2.00		1.00		3.00	-	-	-
Business Commu - I	1.00	2.00	1.00				3.00	-	-
Business Economics-I	0.75	1.50	0.75	-	-	-	-	-	-
Business Environment	1.00	2.00	1.00	-	-	-	-	-	3.00
Foundation Course-I	1.00	3.00	3.00	3.00	2.00	-	-	-	-
ACTUAL PO & PSO ATTAINMENT	0.88095	1.90476	1.2333	1.66667	2	2.4167	3	0.83333	3

% PO ATTAINMENT	=	$\frac{\text{Actual PO}}{\text{Expected PO}} \times 100$
------------------------	---	--

FINAL PO & PSO ATTAINMENT									
	PO1	PO2	PO3	PO4	PO5	PSO1	PSO2	PSO3	PSO4
EXPECTED PO	1	2.14286	1.4	1.66667	2	3	3	2	3
ACTUAL PO	0.88	1.90	1.23	1.67	2.00	2.42	3.00	0.83	3.00
ATTAINMENT %	88.10	88.89	88.10	100.00	100.00	80.56	100.00	41.67	100.00

PO & PSO ATTAINMENT %	PO1	PO2	PO3	PO4	PO5	PSO1	PSO2	PSO3	PSO4
	88%	89%	88%	100%	100%	81%	100%	42%	100%





Government of Maharashtra
Ismail Yusuf College of Arts, Science and Commerce,
Jogeshwari (East), Mumbai 400 060

Tel No. (Office) 022-28352881

Tele-Fax (Principal) 022-28202188

Course Outcomes

B.Com in Accounting & Finance (BAF)

First Year B. A. F. Semester – II

Subject: **Financial Accounting- II**

Step 1: Decide the CO-PO Correlation level

Relationship	% Attainment	Weightage
Nil	0 %	0
Low	1 to 40%	1
Moderate	41 to 50%	2
High	51 to 100%	3

Step 2: Identify the number of hours spent on each Course Outcome. Also, decide the possible Program Outcomes (PO's) and Program Specific Outcomes (PSO's) mapping with each Course Outcome (CO), as per below table

CO No.	Course Outcomes	Relevant PO's	Total Hours (As per curriculum)
CO1	Ability to define, understand and explain accounting for consignment transactions, meaning of branch account	PO1 PSO1	08
CO2	Ability to prepare final accounts of proprietary trading concern	PO2 PSO1	20
CO3	Ability to classify branch accounts	PO2 PSO1	15
CO4	Ability to evaluate loss of stock by fire	PO2 PSO1	07

Step 3: From the previous table, calculate number of sessions/hours spent on each Program outcome, as follows.

PO	Course Outcomes	Hours Spent on each CO	Total Hours Spent	Total Hours Available in Curriculum	% of Mapping	Mapping Strength
PO1	CO1	08	08	50	16	1
PO2	CO2, CO3,	20 + 15	32	50	70	2
PO4	CO4	07	07	50	14	1
PSO1	CO1, CO2, CO3, CO4	08+20+15+07	50	50	100	3

Step 4: Use Mapping Strength from the previous table to prepare the CO-PO Matrix as below:

	PO1	PO2	PO3	PO4	PO5	PSO1	PSO2	PSO3
CO1	1	-	-	-	-	3	-	-
CO2	-	2	-	-	-	3	-	-
CO3	-	2	-	-	-	3	-	-
CO4	-	-	-	1	-	3	-	-

Subject: **Auditing –I**

Step 1: Decide the CO-PO Correlation level

Relationship	% Attainment	Weightage
Nil	0 %	0
Low	1 to 40%	1
Moderate	41 to 50%	2
High	51 to 100%	3

Step 2: Identify the number of hours spent on each Course Outcome. Also, decide the possible Program Outcomes (PO's) and Program Specific Outcomes (PSO's) mapping with each Course Outcome (CO), as per below table

CO No.	Course Outcomes	Relevant PO's	Total Hours (As per curriculum)
CO1	Ability to define, understand and explain Audit, objectives, limitations and Qualities of an auditor.	PO1 PSO1 PSO4	10
CO2	Ability to apply different audit techniques such as test check, audit sampling and internal control.	PO2 PSO1	10
CO3	Ability to analyze different types of audit, errors and frauds, basic principles of audit, advantages and disadvantages of different types of audit, and concepts like going concern and secret reserve etc.	PO2 PSO1	10
CO4	Ability to evaluate different types of expenses/incomes and verify assets/liabilities.	PO3 PSO1	10
CO5	Ability to create/plan/schedule audit program and, maintain working papers and audit note book.	PO4 PSO1	10

Step 3: From the previous table, calculate number of sessions/hours spent on each Program outcome, as follows.

PO	Course Outcomes	Hours Spent on each CO	Total Hours Spent	Total Hours Available in Curriculum	% of Mapping	Mapping Strength
PO1	CO1	10	10	50	20	1
PO2	CO2, CO3,	10+10	20	50	40	1
PO3	CO4	10	10	50	20	1
PO4	CO5	10	10	50	20	1
PSO1	CO1, CO2, CO3, CO4, CO5	10+10+10+10 +10	50	50	100	3
PSO4	CO1	10	10	50	20	1

Step 4: Use Mapping Strength from the previous table to prepare the CO-PO Matrix as below:

	PO1	PO2	PO3	PO4	PO5	PSO1	PSO4
CO1	1	-	-	-	-	3	1
CO2	-	1	-	-	-	3	-
CO3	-	1	-	-	-	3	-
CO4	-	-	1		-	3	-
CO5	-	-		1	-	3	-

Subject: Business Mathematics

Step 1: Decide the CO-PO Correlation level

Relationship	% Attainment	Weightage
Nil	0 %	0
Low	1 to 40%	1
Moderate	41 to 50%	2
High	51 to 100%	3

Step 2: Identify the number of hours spent on each Course Outcome. Also, decide the possible Program Outcomes (PO's) and Program Specific Outcomes (PSO's) mapping with each Course Outcome (CO), as per below table

CO No.	Course Outcomes	Relevant PO's	Total Hours (As per curriculum)
CO1	Ability to define and explain basic concept of ratio and percentage, share and mutual funds and interest.	PO1	12
CO2	Ability to compute leverages ratio and proportion, profit and loss, interest and Annuity and simple problems on share and mutual funds	PO2	12
CO3	Ability to analyze profit or loss on sale, interest mutual funds and share, ratio and proportion	PO2	12
CO4	Ability to determine simple and compound interest, ratio and proportion, profit or loss on sale of goods, share and mutual funds and brokerage on the same.	PO3	14

Step 3: From the previous table, calculate number of sessions/hours spent on each Program outcome, as follows.

PO	Course Outcomes	Hours Spent on each CO	Total Hours Spent	Total Hours Available in Curriculum	% of Mapping	Mapping Strength
PO1	CO1	12	12	50	24	1
PO2	CO2, CO3	12+12	24	50	48	2
PO3	CO4	14	14	50	28	1

Step 4: Use Mapping Strength from the previous table to prepare the CO-PO Matrix as below:

	PO1	PO2	PO3	PO4	PO5	PSO1	PSO4
CO1	1	-	-	-	-		-
CO2	-	2	-	-	-		-
CO3	-	2	-	-	-		-
CO4	-	-	1		-		-

Subject: BUSINESS COMMUNICATION-II

Step 1: Decide the CO-PO Correlation level

Relationship	% Attainment	Weightage
Nil	0 %	0
Low	1 to 40%	1
Moderate	41 to 50%	2
High	51 to 100%	3

Step 2: Identify the number of hours spent on each Course Outcome. Also, decide the possible Program Outcomes (PO's) and Program Specific Outcomes (PSO's) mapping with each Course Outcome (CO), as per below table

CO No.	Course Outcomes	Relevant PO's	Total Hours (As per curriculum)
CO1	Ability to explain about presentation skills, group communication, business correspondence and language and writing skills.	PO1 PSO2	12
CO2	Ability to examine principle of effective presentation, need and importance of meetings, trade letters.	PO2 PSO2	12
CO3	Ability to apply various skills used in writing business correspondence and reports.	PO3 PSO2	12
CO4	Ability to develop PPT and conduct in meeting and conference.	PO4 PSO2	14

Step 3: From the previous table, calculate number of sessions/hours spent on each Program outcome, as follows.

PO	Course Outcomes	Hours Spent on each CO	Total Hours Spent	Total Hours Available in Curriculum	% of Mapping	Mapping Strength
PO1	CO1	12	12	50	24	1
PO2	CO2	12	12	50	24	1
PO3	CO3	12	12	50	24	1
PO4	CO4	14	14	50	28	1
PSO2	CO1, CO2, CO3, CO4	12+12+12+14	50	50	100	3

Step 4: Use Mapping Strength from the previous table to prepare the CO-PO Matrix as below:

	PO1	PO2	PO3	PO4	PO5	PSO1	PSO2
CO1	1	-	-	-	-		3
CO2	-	1	-	-	-		3
CO3	-		1	-	-		3
CO4	-	-		1	-		3

Subject: Business Law

Step 1: Decide the CO-PO Correlation level

Relationship	% Attainment	Weightage
Nil	0 %	0
Low	1 to 40%	1
Moderate	41 to 50%	2
High	51 to 100%	3

Step 2: Identify the number of hours spent on each Course Outcome. Also, decide the possible Program Outcomes (PO's) and Program Specific Outcomes (PSO's) mapping with each Course Outcome (CO), as per below table

CO No.	Course Outcomes	Relevant PO's	Total Hours (As per curriculum)
CO1	Ability to define, understand and explain: law of contract 1872 sale of goods act 1930 negotiable instrument act 1881 consumer protection act 1986.	PO1	14
CO2	Case studies	PO2	10
CO3	Ability to analyze the special contracts and analytical negotiable instruments act.	PO4	12
CO4	Ability to conclude and recommend about how decision making law can be used in current business environment.	PO4	14

Step 3: From the previous table, calculate number of sessions/hours spent on each Program outcome, as follows.

PO	Course Outcomes	Hours Spent on each CO	Total Hours Spent	Total Hours Available in Curriculum	% of Mapping	Mapping Strength
PO1	CO1	14	14	50	28	1
PO2	CO2	10	10	50	20	1
PO4	CO3 CO4	12+14	26	50	52	2

Step 4: Use Mapping Strength from the previous table to prepare the CO-PO Matrix as below:

	PO1	PO2	PO3	PO4	PO5	PSO1	PSO2
CO1	1	-	-	-	-		
CO2	-	1	-	-	-		
CO3	-			2	-		
CO4	-	-		2	-		

Subject: **Innovative Financial Services**

Step 1: Decide the CO-PO Correlation level

Relationship	% Attainment	Weightage
Nil	0 %	0
Low	1 to 40%	1
Moderate	41 to 50%	2
High	51 to 100%	3

Step 2: Identify the number of hours spent on each Course Outcome. Also, decide the possible Program Outcomes (PO's) and Program Specific Outcomes (PSO's) mapping with each Course Outcome (CO), as per below table

CO No.	Course Outcomes	Relevant PO's	Total Hours (As per curriculum)
CO1	Ability to define, understand and explain financial services, factoring and forfeiting, bill discounting, venture capital, Housing finance, Stock broking, leasing, high purchase and credit rating.	PO1 PSO1	10
CO2	Ability to solve problems of Hire purchase, Case for and against consumer finance.	PO2 PSO1	14
CO3	Ability to analyze Growth of financial services in India, Problems in Financial services sector, Bill Market Schemes, Factoring V/S Bill discounting in Receivable Management, New guidelines on Securitization, Growth factors, Housing Finance institution in India, National Housing Bank (NHB)	PO4 PSO1	12
CO4	Ability to evaluate types of plastic cards performance of credit cards and Debit Cards, Benefits of Credit Cards, Dangers of Debit Cards, Prevention of Frauds and Misuse consumer protection.	PO4 PSO1	14

Step 3: From the previous table, calculate number of sessions/hours spent on each Program outcome, as follows.

PO	Course Outcomes	Hours Spent on each CO	Total Hours Spent	Total Hours Available in Curriculum	% of Mapping	Mapping Strength
PO1	CO1	10	10	50	20	1
PO2	CO2	14	14	50	28	1
PO4	CO3, CO4	12+14	26	50	52	2
PSO1	CO1, CO2, CO3, CO4	10+14+12+14	50	50	100	3

Step 4: Use Mapping Strength from the previous table to prepare the CO-PO Matrix as below:

	PO1	PO2	PO3	PO4	PO5	PSO1	PSO2
CO1	1	-	-	-	-	3	
CO2	-	1	-	-	-	3	
CO3	-		-	2	-	3	
CO4	-	-		2	-	3	

Subject: **Foundation Course – II**

Step 1: Decide the CO-PO Correlation level

Relationship	% Attainment	Weightage
Nil	0 %	0
Low	1 to 40%	1
Moderate	41 to 50%	2
High	51 to 100%	3

Step 2: Identify the number of hours spent on each Course Outcome. Also, decide the possible Program Outcomes (PO's) and Program Specific Outcomes (PSO's) mapping with each Course Outcome (CO), as per below table

CO No.	Course Outcomes	Relevant PO's	Total Hours (As per curriculum)
CO1	Ability to understand, explain the concept of LPG, Farmer suicide, ICT, Migration, Human Rights, Environment, Ecological issues, Sustainable development, Stress and Conflicts- it's types, causes, effects and resolving and coping mechanisms, socialization, ethics and values, hierarchy of needs.	PO1 PO2	14
CO2	Ability to analyze - Indian society and economy after globalization, Migration, ICT, Issues related to human rights, Ecological concern, Sustainable development, Stress, Conflict, Ethics and values, Hierarchy of needs, Socialization.	PO2 PO3 PO4 PO5	12
CO3	Ability to apply the knowledge- of changing situation after globalization, Migration, ICT, UDHR, Human rights and Indian constitution, sustainable development, to resolve stress and conflicts, Socialization, Ethics and values, hierarchy of needs.	PO2 PO3 PO4 PO5	12
CO4	Ability to evaluate- the changing trends in Indian economy after globalization, Migration, ICT, Human rights issues, ecological concern, sustainable development, stress and conflicts, ethics and values, hierarchy of needs, socialization.	PO2 PO3 PO4 PO5	12

Step 3: From the previous table, calculate number of sessions/hours spent on each Program outcome, as follows.

PO	Course Outcomes	Hours Spent on each CO	Total Hours Spent	Total Hours Available in Curriculum	% of Mapping	Mapping Strength
PO1	CO1	14	14	50	28	1
PO2	CO1, CO2, CO3, CO4	14+12+12+12	50	50	100	3
PO3	CO2, CO3, CO4	12+12+12	36	50	72	3
PO4	CO2, CO3, CO4	12+12+12	36	50	72	3
PO5	CO2, CO3, CO4	12+12+12	36	50	72	3

Step 4: Use Mapping Strength from the previous table to prepare the CO-PO Matrix as below:

	PO1	PO2	PO3	PO4	PO5	PSO1	PSO2
CO1	1	3	-	-	-		
CO2	-	3	3	3	3		
CO3	-	3	3	3	3		
CO4	-	3	3	3	3		

CO, PO & PSO Mapping for the Even Semester of Academic Year 2021-22 for the Batch 2021 - 24
FYBAF Sem – II Internal Examination (Marks Out of 25)

Exam Roll Number	Name of the Student	FIN AC II	AUD I	IFS	BUS COMU II	F. C. II	BUS LAW I	BUS MATH
21FBAF1	AGWAN ABBAS FIROZ	11	12	10	10	13	11	10
21FBAF2	SHAIKH ARBAZ AHMED	17	20	23	19	18	19	23
21FBAF3	/ANSARI ISRA ASIF HUSSAIN	20	20	23	21	16	19	23
21FBAF4	/ANSARI KEHKASHAN QADEER	16	17	24	22	23	14	23
21FBAF5	/ANSARI MEHJABEEN MD JAVED	10	19	18	14	17	15	21
21FBAF6	ANSARI MUZAMMIL AURANGZEB	14	17	22	11	17	15	11
21FBAF7	/ANSARI UMER JUBER AHMED	16	19	23	22	23	15	22
21FBAF8	BALMIK ANKIT ANKIT	18	22	23	20	23	17	25
21FBAF9	BARMARE LATIF SALAM	10	15	10	14	14	15	20
21FBAF10	CHAUDHARY MD ARMAN MOHD AHMED	18	18	23	17	23	18	20
21FBAF11	/CHAVAN HEMLATA BABAN	10	10	10	10	AB	9	10
21FBAF12	/CHINDARKAR SHWETA VIVEK	13	21	14	11	16	16	22
21FBAF13	DUBEY AMAN ANIL	10	19	21	16	14	17	18
21FBAF14	/GADKAR SHARAYU SANTOSH	13	17	19	19	21	12	25
21FBAF15	GAMARE SAGAR SANDIP	14	16	21	13	18	20	20
21FBAF16	GANCHHA BHAVESH PUSHKARLAL	17	20	22	16	23	11	22
21FBAF17	/GAWDE AADITI RAJENDRA	12	15	20	13	22	17	16
21FBAF18	/GHADI TANAYA SUBHASH	11	13	20	16	16	15	11
21FBAF19	GIRBIDE BHUVAN RAJU	18	15	21	17	22	15	20
21FBAF20	/GIRI KHUSHI JOGINDAR	20	22	23	21	22	18	23
21FBAF21	/GUPTA POOJA VIJAYKUMAR	10	15	10	10	10	11	10
21FBAF22	GUPTA SANIKUMAR TIRJOGI	20	17	21	20	22	15	20
21FBAF23	GUPTA YASH LALMANI	22	18	23	22	22	21	25
21FBAF24	JADHAV SANGHARSH SUBHASH	17	17	23	21	23	17	24
21FBAF25	/JAISWAR PRIYANKA MANGAL	18	11	21	10	21	13	21
21FBAF26	/KADAM KOMAL ASHOK	10	10	10	10	12	13	10
21FBAF27	/KADAM MANSI MANESH	14	17	17	20	21	14	21
21FBAF28	KADU YASH SANTOSH	16	15	20	18	21	14	23
21FBAF29	KANERE KRISHNA SHRIDHAR	20	17	22	21	23	17	20
21FBAF30	KAREKAR CHIRAG SANDEEP	17	23	19	18	17	18	20
21FBAF31	KARGUTKAR RAJ SANDIP	17	21	23	21	22	17	25
21FBAF32	/KASHID TEJASHREE BHAUSAHEB	14	19	19	20	23	13	20
21FBAF33	KATKAR VEDANT VIJAY	19	17	21	18	22	15	20
21FBAF34	KESHARI CHANDAN VIJAY KUMAR	18	15	22	13	23	15	20
21FBAF35	/KEWAT ROSHANI RAKESH	10	13	10	11	10	13	16
21FBAF36	KHAN AKRAM TAHIR	17	18	19	18	23	14	18
21FBAF37	KHAN AMAN ZAKIR	16	14	17	13	21	16	20
21FBAF38	KHAN ARYAN MIYANOR	19	23	19	17	17	17	20

21FBAF39	KHAN JAFEER RAFIQUE	18	20	21	17	23	15	20
21FBAF40	KHAN RASHEED JAMEEL	AB	16	20	15	23	15	18
21FBAF41	KHANDAGALE VISHAL SUDHAKAR	19	16	21	17	21	13	20
21FBAF42	KHARAT ANIKET PRAKASH	12	17	21	15	23	15	18
21FBAF43	LONDHE ADARSH GANGARAM	19	20	23	22	23	19	23
21FBAF44	/MADHVI SANIKA DHANANJAY	10	16	10	10	10	15	12
21FBAF45	MATAL TUSHAR PRAVIN	14	20	21	14	16	13	20
21FBAF46	/MAYEKAR YATISHA RAJENDRA	10	16	13	11	15	15	10
21FBAF47	MISHRA GAURAV PRAVIN	10	19	13	17	17	16	18
21FBAF48	/MISHRA KIRTI SHEETLA PRASAD	10	16	21	10	19	14	10
21FBAF49	NIRMAL NITIN HARICHAND	19	17	21	16	23	14	20
21FBAF50	PAL ANKUSH BRIJESH	17	16	21	17	22	18	18
21FBAF51	PANDIT JITENDRA MAHAVIR	20	17	21	19	19	16	23
21FBAF52	/PARYANI MANTASHA SHAFI	14	21	21	15	16	19	20
21FBAF53	/PATIL PRANJAL UDAY	18	20	18	17	17	15	20
21FBAF54	PATIL PRATHAMESH SANTOSH	16	18	19	18	21	15	23
21FBAF55	/PATIL SANIKA MAHESH	13	15	17	17	22	13	13
21FBAF56	PATRA SAUMITRA ARUN	10	19	13	15	16	13	13
21FBAF57	/PAWAR JANHVI GANPAT	13	19	23	12	21	15	11
21FBAF58	PRAJAPATI SARDUM BADHU PRASAD	16	21	22	19	22	16	25
21FBAF59	RAJAK ROHIT RAJENDRA	18	19	23	18	23	17	13
21FBAF60	RAJPUT MAHENDRA SINGH	20	19	20	16	23	10	22
21FBAF61	/RAMBADE SRUSHTI SANJAY	16	16	18	16	23	15	22
21FBAF62	/RANE SAKSHI VINAYAK	20	23	23	20	22	18	22
21FBAF63	/RAUT SHREYA VILAS	19	23	19	17	17	19	20
21FBAF64	/RAWOOL VIBHUTI SANDEEP	19	23	19	17	16	16	20
21FBAF65	/SAHU MAHAK SURESH	12	13	14	15	13	16	10
21FBAF66	/SAKPAL PURVA RAVINDRA	10	15	21	12	21	15	16
21FBAF67	/SALMANI ANAM JAHA	20	17	22	17	21	15	20
21FBAF68	SAYYED ALI ASGAR RAJA MIYA	11	13	10	11	18	15	10
21FBAF69	SAYYED SAHIL KADARVALI	18	16	23	19	23	14	20
21FBAF70	/SAYYED UMEERA KADAR	11	11	12	14	13	14	13
21FBAF71	/SHAIKH AARIFA AMJAD	10	20	10	14	20	13	10
21FBAF72	/SHAIKH AISHA KHATUN GUDDU	10	14	21	15	20	17	20
21FBAF73	SHAIKH AZAM ALLAHBUX	16	16	22	17	23	15	20
21FBAF74	SHAIKH INAYATALI ISTIYAQALI	17	11	23	16	23	17	20
21FBAF75	/SHAIKH MAHEK ABDUL HAMID	10	20	13	13	17	14	10
21FBAF76	/SHAIKH MAHEK RIYAZ	11	20	18	15	16	15	12
21FBAF77	/SHAIKH MAHZABEEN SHAKIL	16	16	20	21	23	17	22
21FBAF78	SHAIKH MARIZ IKRAM	18	18	21	12	23	15	20
21FBAF79	SHAIKH MOHD ASHIR ZAHIRUDDIN	20	17	21	18	23	15	20
21FBAF80	SHAIKH MD SARFARAZ HUSAIN MD KHALIL	11	16	21	12	17	15	12
21FBAF81	SHAIKH MUBARAK HASAN MD ANEES	17	14	21	13	19	15	20
21FBAF82	/SHAIKH NASREEN MD ASLAM	16	13	20	11	22	16	14

21FBAF83	/SHAIKH RIZWANA WAHID	17	17	20	18	20	12	20
21FBAF84	/SHAIKH SADAF SALIM	10	12	12	17	12	13	16
21FBAF85	/SHAIKH SHABNAM IQBAL	10	12	19	15	21	11	11
21FBAF86	SHAIKH SUFIYAN SHABBIR	17	15	23	21	23	15	22
21FBAF87	SHAIKH UROOJ SHAHID	16	18	21	13	20	15	20
21FBAF88	/SHAIKH ZEBA MANSOOR	15	18	23	16	23	13	16
21FBAF89	/SHARMA MANISHA CHAMAK	18	18	21	21	23	19	22
21FBAF90	SHARMA NIKHIL RAJU	17	18	23	19	23	16	16
21FBAF91	SHINDE OMKAR KESHAV	18	14	21	14	23	15	20
21FBAF92	SHRESTHA AMIT DILIP	19	17	21	15	23	12	22
21FBAF93	SIDDIQUI ARRYAN AKHTAR JAMAL	17	16	21	17	22	16	16
21FBAF94	SIDDIQUI MD SHAHID MD HAMID	18	18	21	19	23	15	20
21FBAF95	SINGH AKASH VINOD	18	23	16	17	17	19	20
21FBAF96	/SINGH ARCHANA ANAND	16	17	21	20	20	13	18
21FBAF97	SINGH PRASHANT KUMAR GUDDU	20	17	23	20	22	19	22
21FBAF98	SINGH UJJWAL SWATANTRA	17	14	20	16	20	15	16
21FBAF99	/TAMBE VAISHALI KISAN	10	11	10	10	12	13	10
21FBAF100	/TELI SHWETA SHANKAR	16	19	21	22	20	18	20
21FBAF101	/TIWARI AACHAL NARENDRA	17	15	23	10	22	17	20
21FBAF102	TIWARI SUMIT KUMAR ARVIND	18	12	20	12	22	16	20
21FBAF103	/VAZE LATIKA DHARMENDRA	14	17	23	19	20	17	20
21FBAF104	/VERMA BABLI KEDAR	20	15	23	14	23	14	20
21FBAF105	VERMA RAJU OMPRAKASH	10	13	20	10	18	15	20
21FBAF106	/VISHWAKARMA LAXMIDEVI RAJOLE	16	15	21	19	21	16	20
21FBAF107	/VISHWAKARMA SHWETA DINESH	16	15	23	17	20	19	20
21FBAF108	VISHWAKARMA SOHAN RAM KRISHNA	20	17	21	13	23	16	20
21FBAF109	/YADAV AANCHALDEVI RAMSAGAR	16	20	18	14	15	13	16
21FBAF110	YADAV AMEET SANTOSH	20	21	23	20	23	19	23
21FBAF111	YADAV ANUJKUMAR UMANATH	16	18	23	17	22	14	20
21FBAF112	YADAV SACHIN RAMAJOR	10	12	21	13	15	15	20
21FBAF113	YADAV SANDEEPKUMAR SANTOSH	19	18	21	14	23	16	23
21FBAF114	YADAV SATYENDRA KUMAR RAMTIRATH	17	17	23	20	22	17	18
21FBAF115	/YADAV SHIKHA ASHOK YADAV	10	20	23	20	14	19	23
21FBAF116	YADAV SHLOK GULAB	19	20	21	19	17	13	18
21FBAF117	/GUPTA AARTI DEEPCHANDRA	13	20	23	21	20	18	22

FYBAF Sem – II Internal Exam (Marks out of 25)	INTERNAL EXAMINATION						
	FIN AC II	AUD I	IFS	BUS COMU II	F. C. II	BUS LAW I	BUS MATH
No of students	116	117	117	117	116	117	117
Maximum mark course wise	25	25	25	25	25	25	25
Threshold (50%)	12.5	12.5	12.5	12.5	12.5	12.5	12.5
No of students above threshold	85	106	105	96	110	108	99
% of students above threshold	73.28	90.60	89.74	82.05	94.83	92.31	84.62
Level	3	3	3	3	3	3	3

Course Attainment	FIN AC II	AUD I	IFS	BUS COMU II	F. C. II	BUS LAW I	BUS MATH
0.25* Internal Examination	0.75	0.75	0.75	0.75	0.75	0.75	0.75

The attainment of each course is computed by setting the threshold as 50%

Rubrics are formulated for the assessment of attainment as follows:

If 60% or more students attain the threshold marks	Level 3 (Substantially)
If the number of students attaining the threshold marks is between 50 to 59%	Level 2 (Moderately)
If the number of students attaining the threshold marks is between 40 to 49%	Level 1 (slightly)

CO, PO & PSO Mapping for the Even Semester of Academic Year 2021-22 for the Batch 2021 - 24

FYBAF Sem – II External Examination (Marks Out of 75)

Exam Roll Number	Name of the Student	FIN AC II	AUD I	IFS	BUS COMU II	F. C. II	BUS LAW I	BUS MAT H
21FBAF1	AGWAN ABBAS FIROZ	12	14	34	36	36	30	36
21FBAF2	SHAIKH ARBAZ AHMED	51	54	56	56	61	67	69
21FBAF3	/ANSARI ISRA ASIF HUSSAIN	46	49	46	61	63	50	40
21FBAF4	/ANSARI KEHKASHAN QADEER	43	47	49	52	49	41	30
21FBAF5	/ANSARI MEHJABEEN MD JAVED	48	33	36	48	34	40	43
21FBAF6	ANSARI MUZAMMIL AURANGZEB	14	32	35	37	30	32	30
21FBAF7	/ANSARI UMER A JUBER AHMED	48	49	59	59	56	45	46
21FBAF8	BALMIK ANKIT ANKIT	64	65	65	71	64	67	75
21FBAF9	BARMARE LATIF SALAM	AB	AB	AB	AB	AB	AB	AB
21FBAF10	CHAUDHARY MD ARMAN MOHD AHMED	36	39	45	55	44	48	40
21FBAF11	/CHAVAN HEMLATA BABAN	AB	AB	AB	AB	AB	AB	AB
21FBAF12	/CHINDARKAR SHWETA VIVEK	31	56	37	55	37	39	21
21FBAF13	DUBEY AMAN ANIL	30	30	37	51	44	46	32
21FBAF14	/GADKAR SHARAYU SANTOSH	30	44	43	53	46	47	30
21FBAF15	GAMARE SAGAR SANDIP	30	30	30	30	30	30	30
21FBAF16	GANCHHA BHAVESH PUSHKARLAL	30	30	32	40	37	40	36
21FBAF17	/GAWDE AADITI RAJENDRA	30	33	40	41	38	40	38
21FBAF18	/GHADI TANAYA SUBHASH	36	30	36	50	51	44	32
21FBAF19	GIRBIDE BHUVAN RAJU	31	30	30	45	30	36	21
21FBAF20	/GIRI KHUSHI JOGINDAR	32	47	46	57	53	53	49
21FBAF21	/GUPTA POOJA VIJAYKUMAR	AB	AB	AB	AB	AB	AB	AB
21FBAF22	GUPTA SANIKUMAR TIRJOGI	12	30	35	39	41	30	30
21FBAF23	GUPTA YASH LALMANI	58	50	58	66	60	62	62
21FBAF24	JADHAV SANGHARSH SUBHASH	51	31	47	56	56	49	50
21FBAF25	/JAISWAR PRIYANKA MANGAL	12	30	32	30	33	30	16
21FBAF26	/KADAM KOMAL ASHOK	AB	AB	AB	AB	AB	AB	AB
21FBAF27	/KADAM MANSI MANESH	39	33	40	48	46	40	46
21FBAF28	KADU YASH SANTOSH	30	39	38	45	38	38	30
21FBAF29	KANERE KRISHNA SHRIDHAR	43	42	48	58	43	55	47
21FBAF30	KAREKAR CHIRAG SANDEEP	12	30	32	30	30	32	30
21FBAF31	KARGUTKAR RAJ SANDIP	34	30	40	52	44	45	30
21FBAF32	/KASHID TEJASHREE BHAUSAHEB	30	30	42	42	53	43	49
21FBAF33	KATKAR VEDANT VIJAY	30	12	30	21	32	43	30
21FBAF34	KESHARI CHANDAN VIJAY KUMAR	30	30	31	35	31	30	10
21FBAF35	/KEWAT ROSHANI RAKESH	32	30	32	34	31	10	30
21FBAF36	KHAN AKRAM TAHIR	30	13	31	30	34	35	32
21FBAF37	KHAN AMAN ZAKIR	30	30	34	30	32	30	30
21FBAF38	KHAN ARYAN MIYANOR	30	30	36	38	30	36	33

21FBAF39	KHAN JAFEER RAFIQUE	55	30	42	38	39	41	32
21FBAF40	KHAN RASHEED JAMEEL	AB	AB	AB	AB	AB	AB	AB
21FBAF41	KHANDAGALE VISHAL SUDHAKAR	30	35	30	32	30	32	18
21FBAF42	KHARAT ANIKET PRAKASH	30	30	30	30	30	15	16
21FBAF43	LONDHE ADARSH GANGARAM	52	54	59	70	63	52	59
21FBAF44	/MADHVI SANIKA DHANANJAY	8	16	30	18	30	25	30
21FBAF45	MATAL TUSHAR PRAVIN	38	33	47	48	44	38	30
21FBAF46	/MAYEKAR YATISHA RAJENDRA	30	30	30	11	30	14	30
21FBAF47	MISHRA GAURAV PRAVIN	39	30	55	50	42	45	46
21FBAF48	/MISHRA KIRTI SHEETLA PRASAD	30	30	31	38	48	32	30
21FBAF49	NIRMAL NITIN HARICHAND	40	41	39	52	49	37	32
21FBAF50	PAL ANKUSH BRIJESH	31	30	31	44	35	30	30
21FBAF51	PANDIT JITENDRA MAHAVIR	48	38	43	60	51	43	47
21FBAF52	/PARYANI MANTASHA SHAFI	48	48	57	51	51	51	44
21FBAF53	/PATIL PRANJAL UDAY	40	31	49	46	50	48	31
21FBAF54	PATIL PRATHAMESH SANTOSH	51	33	39	50	41	40	30
21FBAF55	/PATIL SANIKA MAHESH	34	30	34	40	39	22	31
21FBAF56	PATRA SAUMITRA ARUN	30	8	30	30	30	20	30
21FBAF57	/PAWAR JANHVI GANPAT	30	30	35	31	41	31	30
21FBAF58	PRAJAPATI SARDUM BADHU PRASAD	32	13	30	10	30	14	8
21FBAF59	RAJAK ROHIT RAJENDRA	51	33	56	51	51	52	52
21FBAF60	RAJPUT MAHENDRA SINGH	30	30	37	39	30	30	33
21FBAF61	/RAMBADE SRUSHTI SANJAY	30	33	35	37	56	42	33
21FBAF62	/RANE SAKSHI VINAYAK	42	32	40	46	45	47	35
21FBAF63	/RAUT SHREYA VILAS	12	11	33	33	30	30	30
21FBAF64	/RAWOOL VIBHUTI SANDEEP	30	30	30	34	36	30	31
21FBAF65	/SAHU MAHAK SURESH	AB	AB	AB	AB	AB	AB	AB
21FBAF66	/SAKPAL PURVA RAVINDRA	30	13	36	30	30	30	44
21FBAF67	/SALMANI ANAM JAHA	30	30	30	30	36	30	30
21FBAF68	SAYYED ALI ASGAR RAJA MIYA	30	30	30	30	30	21	30
21FBAF69	SAYYED SAHIL KADARVALI	37	30	43	43	37	31	32
21FBAF70	/SAYYED UMEERA KADAR	30	12	30	32	30	22	30
21FBAF71	/SHAIKH AARIFA AMJAD	12	30	32	36	31	34	30
21FBAF72	/SHAIKH AISHA KHATUN GUDDU	30	38	39	47	50	44	30
21FBAF73	SHAIKH AZAM ALLAHBUX	30	30	30	39	40	30	14
21FBAF74	SHAIKH INAYATALI ISTIYAQALI	30	16	30	31	34	18	30
21FBAF75	/SHAIKH MAHEK ABDUL HAMID	37	30	30	35	37	20	30
21FBAF76	/SHAIKH MAHEK RIYAZ	50	30	41	47	54	43	31
21FBAF77	/SHAIKH MAHZABEEN SHAKIL	30	33	47	39	56	43	30
21FBAF78	SHAIKH MARIZ IKRAM	16	8	30	13	30	14	12
21FBAF79	SHAIKH MOHD ASHIR ZAHIRUDDIN	39	15	30	37	30	22	30
21FBAF80	SHAIKH MD SARFARAZ HUSAIN MD KHALIL	31	30	38	40	30	33	34
21FBAF81	SHAIKH MUBARAK HASAN MD ANEES	31	15	30	40	30	30	38
21FBAF82	/SHAIKH NASREEN MD ASLAM	36	30	46	39	32	20	30
21FBAF83	/SHAIKH RIZWANA WAHID	42	41	48	57	58	45	45

21FBAF84	/SHAIKH SADAF SALIM	30	30	32	55	38	39	38
21FBAF85	/SHAIKH SHABNAM IQBAL	45	34	42	44	43	43	30
21FBAF86	SHAIKH SUFIYAN SHABBIR	45	30	32	56	41	38	35
21FBAF87	SHAIKH UROOJ SHAHID	30	30	30	31	39	30	30
21FBAF88	/SHAIKH ZEBI MANSOOR	42	33	35	38	43	39	31
21FBAF89	/SHARMA MANISHA CHAMAK	45	31	38	42	50	43	49
21FBAF90	SHARMA NIKHIL RAJU	51	31	38	43	45	46	39
21FBAF91	SHINDE OMKAR KESHAV	30	30	30	30	30	18	14
21FBAF92	SHRESTHA AMIT DILIP	30	30	30	31	34	31	30
21FBAF93	SIDDIQUI ARRYAN AKHTAR JAMAL	36	30	30	47	30	33	10
21FBAF94	SIDDIQUI MD SHAHID MD HAMID	43	30	30	47	35	31	14
21FBAF95	SINGH AKASH VINOD	32	30	30	42	34	33	30
21FBAF96	/SINGH ARCHANA ANAND	31	37	43	49	42	33	40
21FBAF97	SINGH PRASHANT KUMAR GUDDU	51	33	47	44	47	43	31
21FBAF98	SINGH UJJWAL SWATANTRA	43	30	38	41	40	37	30
21FBAF99	/TAMBE VAISHALI KISAN	AB	AB	AB	AB	AB	AB	AB
21FBAF100	/TELI SHWETA SHANKAR	40	39	53	61	55	45	39
21FBAF101	/TIWARI AACHAL NARENDRA	33	35	49	49	55	35	34
21FBAF102	TIWARI SUMIT KUMAR ARVIND	30	30	56	43	58	38	36
21FBAF103	/VAZE LATIKA DHARMENDRA	30	30	37	38	30	33	30
21FBAF104	/VERMA BABLI KEDAR	AB	AB	AB	AB	AB	AB	AB
21FBAF105	VERMA RAJU OMPRAKASH	12	14	34	36	34	16	30
21FBAF106	/VISHWAKARMA LAXMIDEVI RAJOLE	47	39	39	37	46	43	47
21FBAF107	/VISHWAKARMA SHWETA DINESH	47	46	42	56	51	53	56
21FBAF108	VISHWAKARMA SOHAN RAM KRISHNA	30	42	35	37	52	32	45
21FBAF109	/YADAV AANCHALDEVI RAMSAGAR	42	30	42	53	42	32	30
21FBAF110	YADAV AMEET SANTOSH	34	46	47	55	57	51	44
21FBAF111	YADAV ANUJKUMAR UMANATH	30	30	34	32	41	16	30
21FBAF112	YADAV SACHIN RAMAJOR	38	30	37	44	52	42	43
21FBAF113	YADAV SANDEEPKUMAR SANTOSH	43	30	40	40	41	42	41
21FBAF114	YADAV SATYENDRA KUMAR RAMTIRATH	36	39	42	55	61	48	44
21FBAF115	/YADAV SHIKHA ASHOK YADAV	30	30	33	39	41	42	30
21FBAF116	YADAV SHLOK GULAB	40	30	37	38	48	30	30
21FBAF117	/GUPTA AARTI DEEPCHANDRA	30	30	39	38	54	38	30

FYBAF Sem – II External Exam (Marks out of 75)	EXTERNAL EXAMINATION						
	FIN AC I	COST AC I	FIN MGT I	BUS COMU I	F. C. I	COM I (BUS ENV)	BUS ECO I
No of students	109	109	109	109	109	109	109
Maximum mark course wise	75	75	75	75	75	75	75
Threshold (50%)	37.5	37.5	37.5	37.5	37.5	37.5	37.5
No of students above threshold	39	24	50	73	64	54	33
% of students above threshold	35.78	22.02	45.87	66.97	58.72	49.54	30.28
Level	0	0	1	3	2	2	0

Course Attainment	FIN AC I	COST AC I	FIN MGT I	BUS COMU I	F. C. I	COM I (BUS ENV)	BUS ECO I
0.75* Semester End Examination	0.00	0.00	0.75	2.25	1.50	1.50	0.00

The attainment of each course is computed by setting the threshold as 50%

Rubrics are formulated for the assessment of attainment as follows:

If 60% or more students attain the threshold marks	Level 3 (Substantially)
If the number of students attaining the threshold marks is between 50 to 59%	Level 2 (Moderately)
If the number of students attaining the threshold marks is between 40 to 49%	Level 1 (slightly)

Total Course Attainment for FYBAF Semester – II

Course Attainment	FIN AC I	COST AC I	FIN MGT I	BUS COMU I	F. C. I	COM I (BUS ENV)	BUS ECO I
0.25* Internal Examination	0.75	0.75	0.75	0.75	0.75	0.75	0.75
0.75* Semester End Examination	0.00	0.00	0.75	2.25	1.50	1.50	0.00
Total Course Attainment = 0.25* Internal Examination + 0.75* Semester End Examination	0.75	0.75	1.50	3.00	2.25	2.25	0.75

Course Code:	C201	
Subject Code	UAFFSIL.1	
Subject Name	FINANCIAL ACCOUNTING II	
Faculty Name	Miss. Hasina Panwar	
Course Outcomes		
C201.1	CO1	Ability to define, understand and explain accounting for consignment transactions, meaning of branch account
C201.2	CO2	Ability to prepare final accounts of proprietary trading concern
C201.3	CO3	Ability to classify branch accounts
C201.4	CO4	Ability to evaluate loss of stock by fire

Course Outcomes	Program Outcomes					PSOs		
	PO1	PO2	PO3	PO4	PO5	PSO1	PSO2	PSO3
CO1	1.00	-	-	-	-	3.00	-	-
CO2	-	2.00	-	-	-	3.00	-	-
CO3	-	2.00	-	-	-	3.00	-	-
CO4	-	-	-	1.00	-	3.00	-	-
Expected PO (Average)	1.00	2.00		1.00		3.00		-
Actual PO	0.25	0.50		0.25		0.75		-

Course Code:	C202	
Subject Code	UAFFSIL.2	
Subject Name	AUDITING - I	
Faculty Name	Miss. Deepa Pal	
Course Outcomes		
C202.1	CO1	Ability to define, understand and explain Audit, objectives, limitations and Qualities of an auditor.
C202.2	CO2	Ability to apply different audit techniques such as test check, audit sampling and internal control.
C202.3	CO3	Ability to analyze different types of audit, errors and frauds, basic principles of audit, advantages and disadvantages of different types of audit, and concepts like going concern and secret reserve etc.
C202.4	CO4	Ability to evaluate different types of expenses/incomes and verify assets/liabilities.
C202.5	CO5	Ability to create/plan/schedule audit program and, maintain working papers and audit note book.

Course Outcomes	Program Outcomes					PSOs		
	PO1	PO2	PO3	PO4	PO5	PSO1	PSO2	PSO4
CO1	1.00	-	-	-	-	3.00	-	1.00
CO2	-	1.00	-	-	-	3.00	-	-
CO3	-	1.00	-	-	-	3.00	-	-
CO4	-	-	1.00	-	-	3.00	-	-
CO5	-	-	-	1.00	-	3.00	-	-
Expected PO (Average)	1.00	1.00	1.00	1.00	-	3.00	-	1.00
Actual PO	0.25	0.25	0.25	0.25	-	0.75	-	0.25

Course Code:	C203	
Subject Code	UAFFSIL.3	
Subject Name	INNOVATIVE FINANCIAL SERVICES	
Faculty Name	Miss. Pratiksha Gore	
Course Outcomes		
C203.1	CO1	Ability to define, understand and explain financial services, factoring and forfeiting, bill discounting, venture capital, Housing finance, Stock broking, leasing, high purchase and credit rating.
C203.2	CO2	Ability to solve problems of Hire purchase, Case for and against consumer finance.
C203.3	CO3	Ability to analyze Growth of financial services in India, Problems in Financial services sector, Bill Market Schemes, Factoring V/S Bill discounting in Receivable Management, New guidelines on Securitization, Growth factors, Housing Finance institution in India, National Housing Bank (NHB)
C203.4	CO4	Ability to evaluate types of plastic cards performance of credit cards and Debit Cards, Benefits of Credit Cards, Dangers of Debit Cards, Prevention of Frauds and Misuse consumer protection.

Course Outcomes	Program Outcomes					PSOs		
	PO1	PO2	PO3	PO4	PO5	PSO1	PSO2	PSO3
CO1	1.00	-	-	-	-	3.00	-	-
CO2	-	1.00	-	-	-	3.00	-	-
CO3	-	-	-	2.00	-	3.00	-	-
CO4	-	-	-	2.00	-	3.00	-	-
Expected PO (Average)	1.00	1.00	-	2.00	-	3.00	-	-
Actual PO	0.50	0.50	-	1.00	-	1.50	-	-

Course Code:	C204	
Subject Code	UAFFSIL.4	
Subject Name	BUSINESS COMMUNICATION II	
Faculty Name	Miss Lydia Kalkutkar	
Course Outcomes		
C204.1	CO1	Ability to explain about presentation skills, group communication, business correspondence and language and writing skills.
C204.2	CO2	Ability to examine principle of effective presentation, need and importance of meetings, trade letters.
C204.3	CO3	Ability to apply various skills used in writing business correspondence and reports.
C204.4	CO4	Ability to develop PPT and conduct in meeting and conference.

Course Outcomes	Program Outcomes					PSOs		
	PO1	PO2	PO3	PO4	PO5	PSO1	PSO2	PSO3
CO1	1.00	-	-	-	-		3.00	-
CO2	-	1.00	-	-	-		3.00	
CO3	-	-	1.00	-	-		3.00	
CO4	-	-	-	1.00	-		3.00	
Expected PO (Average)	1.00	1.00	1.00	1.00			3.00	
Actual PO	1.00	1.00	1.00	1.00			3.00	

Course Code:	C205	
Subject Code	UAFFSIL.5	
Subject Name	FOUNDATION COURSE II	
Faculty Name	Mr. Suryakant Patole	
Course Outcomes		
C205.1	CO1	Ability to understand, explain the concept of LPG, Farmer suicide, ICT, Migration, Human Rights, Environment, Ecological issues, Sustainable development, Stress and Conflicts- it's types, causes, effects and resolving and coping mechanisms, socialization, ethics and values, hierarchy of needs.
C205.2	CO2	Ability to analyze- Indian society and economy after globalization, Migration, ICT, Issues related to human rights, Ecological concern, Sustainable development, Stress, Conflict, Ethics and values, Hierarchy of needs, Socialization.
C205.3	CO3	Ability to apply the knowledge- of changing situation after globalization, Migration, ICT, UDHR, Human rights and Indian constitution, sustainable development, to resolve stress and conflicts, Socialization, Ethics and values, hierarchy of needs.
C205.4	CO4	Ability to evaluate- the changing trends in Indian economy after globalization, Migration, ICT, Human rights issues, ecological concern, sustainable development, stress and conflicts, ethics and values, hierarchy of needs, socialization.

Course Outcomes	Program Outcomes					PSOs		
	PO1	PO2	PO3	PO4	PO5	PSO1	PSO2	PSO3
CO1	1.00	3.00	-	-	-	-		-
CO2	-	3.00	3.00	3.00	3.00	-		
CO3	-	3.00	3.00	3.00	3.00	-		
CO4	-	3.00	3.00	3.00	3.00	-		
Expected PO (Average)	1.00	3.00	3.00	3.00	3.00	-		
Actual PO	0.75	2.25	2.25	2.25	2.25	-		

Course Code:	C206	
Subject Code	UAFFSIL.6	
Subject Name	BUSINESS LAW – I	
Faculty Name	Mr. Amba Mehta	
Course Outcomes		
C206.1	CO1	Ability to define, understand and explain: law of contract 1872 sale of goods act 1930 negotiable instrument act 1881 consumer protection act 1986.
C206.2	CO2	Case studies
C206.3	CO3	Ability to analyze the special contracts and analytical negotiable instruments act.
C206.4	CO4	Ability to conclude and recommend about how decision making law can be used in current business environment.

Course Outcomes	Program Outcomes					PSOs		
	PO1	PO2	PO3	PO4	PO5	PSO1	PSO2	PSO4
CO1	1.00	-	-	-	-			-
CO2	-	1.00	-	-	-			-
CO3	-	-	-	2.00	-			-
CO4	-	-	-	2.00	-			-
Expected PO (Average)	1.00	1.00	-	2.00				-
Actual PO	0.75	0.75	-	1.50				-

Course Code:	C207	
Subject Code	UAFFSIL.7	
Subject Name	BUSINESS MATHEMATICS	
Faculty Name	Miss. Kuratudain Shaikh	
Course Outcomes		
C207.1	CO1	Ability to define and explain basic concept of ratio and percentage, share and mutual funds and interest.
C207.2	CO2	Ability to compute leverages ratio and proportion, profit and loss, interest and Annuity and simple problems on share and mutual funds
C207.3	CO3	Ability to analyze profit or loss on sale, interest mutual funds and share, ratio and proportion
C207.4	CO4	Ability to determine simple and compound interest, ratio and proportion, profit or loss on sale of goods, share and mutual funds and brokerage on the same.

Course Outcomes	Program Outcomes					PSOs		
	PO1	PO2	PO3	PO4	PO5	PSO1	PSO2	PSO4
CO1	1.00	-	-	-	-			
CO2	-	2.00	-	-	-			
CO3	-	2.00	-	-	-			
CO4	-	-	1.00		-			
Expected PO (Average)	1.00	2.00	1.00					
Actual PO	0.25	0.50	0.25					

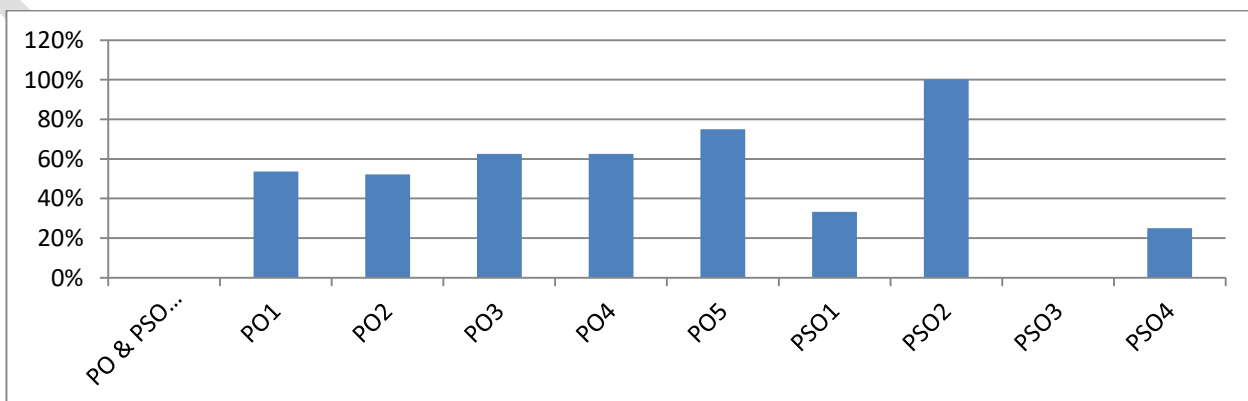
Semester - II									
EXPECTED PO & PSO									
	PO1	PO2	PO3	PO4	PO5	PSO1	PSO2	PSO3	PSO4
Financial Accounting - II	1	2	-	1	-	3	-	-	-
Auditing	1	1	1	1	-	3	-	-	1
Business Mathematics	1	2	1	-	-	-	-	-	-
Business Communication - II	1	1	1	1	-	-	3	-	-
Business Law	1	1	-	2	-	-	-	-	-
IFS	1	1	-	2	-	3	-	-	-
Foundation Course-II	1	3	3	3	3	-	-	-	-
Expected PO (Average)	1	1.57143	1.5	1.66667	3	3	3		1

ACTUAL PO & PSO ATTAINMENT									
	PO1	PO2	PO3	PO4	PO5	PSO1	PSO2	PSO3	PSO4
Financial Accounting - II	0.25	0.50		0.25		0.75			-
Auditing	0.25	0.25	0.25	0.25		0.75	-	-	0.25
Business Mathematics	0.25	0.50	0.25				-	-	-
Business Communication - II	1.00	1.00	1.00	1.00			3.00	-	-
Business Law	0.75	0.75		1.50	-	-	-	-	-
IFS	0.50	0.50		1.00		1.50	-	-	
Foundation Course-II	0.75	2.25	2.25	2.25	2.25	-	-	-	-
ACTUAL PO & PSO ATTAINMENT	0.53571	0.82143	0.9375	1.04167	2.25	1	3		0.25

% PO ATTAINMENT	=	$\frac{\text{Actual PO}}{\text{Expected PO}} \times 100$
------------------------	---	--

FINAL PO & PSO ATTAINMENT									
	PO1	PO2	PO3	PO4	PO5	PSO1	PSO2	PSO3	PSO4
EXPECTED PO	1	1.57143	1.5	1.66667	3	3	3		1
ACTUAL PO	0.54	0.82	0.94	1.04	2.25	1.00	3.00		0.25
ATTAINMENT %	53.57	52.27	62.50	62.50	75.00	33.33	100.00		25.00

PO & PSO ATTAINMENT %	PO1	PO2	PO3	PO4	PO5	PSO1	PSO2	PSO3	PSO4
	54%	52%	63%	63%	75%	33%	100%		25%





Government of Maharashtra
Ismail Yusuf College of Arts, Science and Commerce,
Jogeshwari (East), Mumbai 400 060

Tel No. (Office) 022-28352881

Tele-Fax (Principal) 022-28202188

Course Outcomes

B.Com in Accounting & Finance (BAF)

Second Year B. A. F. Semester – III Academic Year 2022 – 23

Subject: **Financial Accounting – III**

Step 1: Decide the CO-PO Correlation level

Relationship	% Attainment	Weightage
Nil	0 %	0
Low	1 to 40%	1
Moderate	41 to 50%	2
High	51 to 100%	3

Step 2: Identify the number of hours spent on each Course Outcome. Also, decide the possible Program Outcomes (PO's) and Program Specific Outcomes (PSO's) mapping with each Course Outcome (CO), as per below table

CO No.	Course Outcomes	Relevant PO's	Total Hours (As per curriculum)
CO1	Ability to define, understand & explain the concepts of partnership final accounts, piecemeal distribution of cash, amalgamation of firms	PO1 PSO1	10
CO2	Ability to prepare the statement of piecemeal distribution of cash, Balance sheet of new firm after amalgamation & Conversion of firm into a Ltd. company, computation & treatment of exchange rate differences of transactions in foreign currency	PO2 PSO1	15
CO3	Ability to prepare the statement of piecemeal distribution of cash, Balance sheet of new firm after amalgamation & Conversion of firm into a Ltd. company, computation & treatment of exchange rate differences of transactions in foreign currency	PO2 PSO1	15
CO4	Ability to evaluate the effect on final accounts when a partner is admitted during the year or retires/ dies during the year	PO3 PSO1	10

Step 3: From the previous table, calculate number of sessions/hours spent on each Program outcome, as follows.

PO	Course Outcomes	Hours Spent on each CO	Total Hours Spent	Total Hours Available in Curriculum	% of Mapping	Mapping Strength
PO1	CO1	10	10	50	20%	1
PO2	CO2, CO3	15+15	30	50	84%	2
PO3	CO4	10	10	50	20%	1
PSO1	CO1, CO2, CO3, CO4	10+15+15+10	50	50	100%	3

Step 4: Use Mapping Strength from the previous table to prepare the CO-PO Matrix as below:

	PO1	PO2	PO3	PSO1
CO1	1	-	-	3
CO2	-	2	-	3
CO3	-	2	-	3
CO4	-	-	1	3

Subject: **Cost Accounting- II**

Step 1: Decide the CO-PO Correlation level

Relationship	% Attainment	Weightage
Nil	0 %	0
Low	1 to 40%	1
Moderate	41 to 50%	2
High	51 to 100%	3

Step 2: Identify the number of hours spent on each Course Outcome. Also, decide the possible Program Outcomes (PO's) and Program Specific Outcomes (PSO's) mapping with each Course Outcome (CO), as per below table

CO No.	Course Outcomes	Relevant PO's	Total Hours (As per curriculum)
CO1	Ability to define, understand & explain Classification of costs, Contract accounts, Process accounts	PO1 PSO1	13
CO2	Ability to prepare contract account, Process account and cost sheet	PO2 PSO1	10
CO3	Ability to analyze the differences on profit of financial and cost accounts and reconcile the same	PO2 PSO1	11
CO4	Ability to analyze the differences on profit of financial and cost accounts and reconcile the same	PO4 PSO1	16

Step 3: From the previous table, calculate number of sessions/hours spent on each Program outcome, as follows.

PO	Course Outcomes	Hours Spent on each CO	Total Hours Spent	Total Hours Available in Curriculum	% of Mapping	Mapping Strength
PO1	CO1	13	13	50	26%	1
PO2	CO2, CO3	10+11	21	50	42%	2
PO4	CO4	16	16	50	32%	1
PSO1	CO1, CO2, CO3,CO4	13+10+11+16	50	50	100%	3

Step 4: Use Mapping Strength from the previous table to prepare the CO-PO Matrix as below:

	PO1	PO2	PO4	PSO1
CO1	1	-	-	3
CO2	-	2	-	3
CO3	-	2	-	3
CO4	-	-	1	3

Subject: **Direct Tax**

Step 1: Decide the CO-PO Correlation level

Relationship	% Attainment	Weightage
Nil	0 %	0
Low	1 to 40%	1
Moderate	41 to 50%	2
High	51 to 100%	3

Step 2: Identify the number of hours spent on each Course Outcome. Also, decide the possible Program Outcomes (PO's) and Program Specific Outcomes (PSO's) mapping with each Course Outcome (CO), as per below table

CO No.	Course Outcomes	Relevant PO's	Total Hours (As per curriculum)
CO1	Ability to describe and understand fundamental provisions a of Income Tax Act	PO1 PSO1	08
CO2	Ability to describe and understand fundamental provisions a of Income Tax Act	PO2 PSO1	14
CO3	Ability to analyze the Residential status and Scope of Income and taxable income from all 5 heads	PO2 PSO1	14
CO4	Ability to determine Gross Total Income & Net taxable Income, Residential Status, Income under 5 heads of income and Scope of Income	PO4 PSO1	14

Step 3: From the previous table, calculate number of sessions/hours spent on each Program outcome, as follows.

PO	Course Outcomes	Hours Spent on each CO	Total Hours Spent	Total Hours Available in Curriculum	% of Mapping	Mapping Strength
PO1	CO1	08	08	50	16%	1
PO2	CO2, CO3	14+14	28	50	56%	2
PO4	CO4	14	14	50	28%	1
PSO1	CO1, CO2, CO3,CO4	8+14+14+14	50	50	100%	3

Step 4: Use Mapping Strength from the previous table to prepare the CO-PO Matrix as below:

	PO1	PO2	PO4	PSO1
CO1	1	-	-	3
CO2	-	2	-	3
CO3	-	2	-	3
CO4	-	-	1	3

Subject: **Macroeconomics**

Step 1: Decide the CO-PO Correlation level

Relationship	% Attainment	Weightage
Nil	0 %	0
Low	1 to 40%	1
Moderate	41 to 50%	2
High	51 to 100%	3

Step 2: Identify the number of hours spent on each Course Outcome. Also, decide the possible Program Outcomes (PO's) and Program Specific Outcomes (PSO's) mapping with each Course Outcome (CO), as per below table

CO No.	Course Outcomes	Relevant PO's	Total Hours (As per curriculum)
CO1	Ability to define, Recognize, Explain, Distinguish Various concepts of Macroeconomics, and Post Keynesian economics, Public Finance, External Sector.	PO1 PO2	08
CO2	Ability to define, Recognize, Explain, Distinguish Various concepts of Macroeconomics, and Post Keynesian economics, Public Finance, External Sector.	PO2	15
CO3	Ability to analyze, develop analytical skills about inflation and its effect on economy, Burden of public debt on economy, Various concept of Money supply.	PO2	15
CO4	Ability to evaluate, recommend economic policy, and measures to control inflation, fiscal appropriate fiscal and monetary policy	PO3	12

Step 3: From the previous table, calculate number of sessions/hours spent on each Program outcome, as follows.

PO	Course Outcomes	Hours Spent on each CO	Total Hours Spent	Total Hours Available in Curriculum	% of Mapping	Mapping Strength
PO1	CO1	08	8	50	16%	1
PO2	CO1, CO2, CO3	08+15+15	38	50	76%	3
PO3	CO4	12	12	50	24%	1

Step 4: Use Mapping Strength from the previous table to prepare the CO-PO Matrix as below:

	PO1	PO2	PO3
CO1	1	3	-
CO2	1	3	-
CO3	-	3	-
CO4	-	-	1

Subject: **Business Law**

Step 1: Decide the CO-PO Correlation level

Relationship	% Attainment	Weightage
Nil	0 %	0
Low	1 to 40%	1
Moderate	41 to 50%	2
High	51 to 100%	3

Step 2: Identify the number of hours spent on each Course Outcome. Also, decide the possible Program Outcomes (PO's) and Program Specific Outcomes (PSO's) mapping with each Course Outcome (CO), as per below table

CO No.	Course Outcomes	Relevant PO's	Total Hours (As per curriculum)
CO1	Ability to define, understand & explain: Indian Partnership Act, 1932 Limited Liability Partnership Act, 2008 Factories Act, 1948	PO1	10
CO3	Ability to analyze Registration and effects of non-registration of Partnership, Rights and Duties of Partners, Authority and Liability of partners, Admission, Retirement and Expulsion of Partner and Dissolution of Partnership	PO2	15
CO4	Ability to analyze Registration and effects of non-registration of Partnership, Rights and Duties of Partners, Authority and Liability of partners, Admission, Retirement and Expulsion of Partner and Dissolution of Partnership	PO1	15
CO5	Ability to create Winding Up and Dissolution and conversion of LLP.	PO4	10

Step 3: From the previous table, calculate number of sessions/hours spent on each Program outcome, as follows.

PO	Course Outcomes	Hours Spent on each CO	Total Hours Spent	Total Hours Available in Curriculum	% of Mapping	Mapping Strength
PO1	CO1, CO4	10+15	25	50	50%	2
PO2	CO3	15	15	50	30%	1
PO4	CO5	10	10	50	20%	1

Step 4: Use Mapping Strength from the previous table to prepare the CO-PO Matrix as below:

	PO1	PO2	PO4
CO1	2	-	-
CO3	-	1	-
CO4	-	-	1
CO5	2	-	-

Subject: **Information Technology in Accounting & Finance- I**

Step 1: Decide the CO-PO Correlation level

Relationship	% Attainment	Weightage
Nil	0 %	0
Low	1 to 40%	1
Moderate	41 to 70%	2
High	71 to 100%	3

Step 2: Identify the number of hours spent on each Course Outcome. Also, decide the possible Program Outcomes (PO's) and Program Specific Outcomes (PSO's) mapping with each Course Outcome (CO), as per below table

CO No.	Course Outcomes	Relevant PO's	Total Hours (As per curriculum)
CO1	Ability to understand and explain different parts of computer.	PO1 PSO2	09
CO2	Ability to understand and explain different parts of computer.	PO2 PSO2	14
CO3	Ability to analyze data using different charts and slides	PO2 PSO2	15
CO4	Ability to create Project Report, New email ID	PO4 PSO2	12

Step 3: From the previous table, calculate number of sessions/hours spent on each Program outcome, as follows.

PO	Course Outcomes	Hours Spent on each CO	Total Hours Spent	Total Hours Available in Curriculum	% of Mapping	Mapping Strength
PO1	CO1	09	09	50	18%	1
PO2	CO2, CO3	14+15	29	50	58%	2
PO4	CO4	12	12	50	24%	1
PSO2	CO1, CO2, CO3, CO4	9+14+15+12	50	50	100%	3

Step 4: Use Mapping Strength from the previous table to prepare the CO-PO Matrix as below:

	PO1	PO2	PO4	PSO2
CO1	1	-	-	3
CO2	-	2	-	3
CO3	-	2	-	3
CO4	-	-	1	3

Subject: **Commerce (Financial Market Operations) – II**

Step 1: Decide the CO-PO Correlation level

Relationship	% Attainment	Weightage
Nil	0 %	0
Low	1 to 40%	1
Moderate	41 to 50%	2
High	51 to 100%	3

Step 2: Identify the number of hours spent on each Course Outcome. Also, decide the possible Program Outcomes (PO's) and Program Specific Outcomes (PSO's) mapping with each Course Outcome (CO), as per below table

CO No.	Course Outcomes	Relevant PO's	Total Hours (As per curriculum)
CO1	Ability to define, understand & explain Saving and Investment Money, Inflation and Interest, Banking and Non-Banking Financial Intermediaries, Financial Market and Capital Market, Financial Instruments, Consumer Finance, Credit Cards, Mutual Funds and Commercial Paper and Financial Instruments.	PO1 PSO1	08
CO2	Ability to apply REPO, TBs, Equities, Bonds and Derivatives in various markets	PO2 PSO1	15
CO3	Ability to analyze Structure of Financial Market in India, Role, Importance, Evolution in India, Primary Market System and Regulations in India, Secondary Market System, Managing of Public Equity / Debenture Issues Mobilizing Fixed Deposits, Arranging Inter-corporate Loans	PO2 PSO1	15
CO4	Ability to invest in Bond Market in India Debt Market in India and REPO, TBs, Equities, Bonds, Derivatives in different markets.	PO3	12

Step 3: From the previous table, calculate number of sessions/hours spent on each Program outcome, as follows.

PO	Course Outcomes	Hours Spent on each CO	Total Hours Spent	Total Hours Available in Curriculum	% of Mapping	Mapping Strength
PO1	CO1	08	08	50	16%	1
PO2	CO2, CO3	15+15	28	50	56%	2
PO3	CO4	12	12	50	28%	1
PSO1	CO1, CO2, CO3	8+15+15	38	50	76%	3

Step 4: Use Mapping Strength from the previous table to prepare the CO-PO Matrix as below:

	PO1	PO2	PO3	PSO1
CO1	1	-	-	3
CO2	-	2	-	3
CO3	-	2	-	3
CO4	-	-	1	-

CO, PO & PSO Mapping for the Odd Semester of Academic Year 2022-23 for the Batch 2021 - 24**SYBAF Sem – III Internal Examination (Marks Out of 25)**

Exam Roll Number	Name of the Student	FIN AC III	COST ACC II	TAX II	BUS LAW II	ECO II	IT IN ACC I	COM IN FMO
22SBAF1	AGWAN ABBAS FIROZ	10	12	10	13	10	10	17
22SBAF2	/ANSARI ISRA ASIF HUSSAIN	11	17	13	17	15	12	16
22SBAF3	/ANSARI KEHKASHAN QADEER	18	15	12	17	11	15	18
22SBAF4	ANSARI MUZAMMIL AURANGZEB	18	10	11	18	11	12	16
22SBAF5	ANSARI SARFRAZ ABDUL	14	17	13	17	11	16	17
22SBAF6	/ANSARI UMER A JUBER AHMED	20	21	18	21	15	19	20
22SBAF7	CHAUDHARY MD ARMAN MD AHMED	14	15	13	15	12	16	16
22SBAF8	/CHINDARKAR SHWETA VIVEK	15	11	14	17	14	17	17
22SBAF9	DUBEY AMAN ANIL	10	17	19	15	15	19	21
22SBAF10	GAMARE SAGAR SANDIP	10	12	14	13	10	10	10
22SBAF11	GANCHHA BHAVESH PUSHKARLAL	10	10	10	13	10	10	10
22SBAF12	/GAWDE AADITI RAJENDRA	11	10	11	13	11	10	10
22SBAF13	/GHADI TANAYA SUBHASH	10	16	13	16	10	11	15
22SBAF14	/GIRI KHUSHI JOGINDAR	14	15	13	21	15	15	21
22SBAF15	/GUPTA AARTI DEEPCHANDRA	17	12	12	15	13	12	13
22SBAF16	GUPTA SANIKUMAR TIRJOGI	11	10	10	13	10	10	10
22SBAF17	GUPTA YASH LALMANI	24	25	17	24	20	22	24
22SBAF18	JADHAV SANGHARSH SUBHASH	24	20	16	18	18	18	21
22SBAF19	/KADAM MANSI MANESH	15	15	17	16	14	18	16
22SBAF20	KADU YASH SANTOSH	13	18	14	15	12	14	17
22SBAF21	KANERE KRISHNA SHRIDHAR	19	22	21	22	17	21	18
22SBAF22	KAREKAR CHIRAG SANDEEP	11	13	14	12	10	12	10
22SBAF23	KATKAR VEDANT VIJAY	12	13	17	15	11	11	11
22SBAF24	/KHAN ADIBA BANO MOHD AALAM	10	10	10	15	10	11	11
22SBAF25	KHAN AKRAM TAHIR	16	15	12	13	10	11	10
22SBAF26	KHAN AMAN ZAKIR	10	10	12	10	10	10	10
22SBAF27	KHAN ARYAN MIYANOR	13	15	13	15	10	13	18
22SBAF28	KHAN JAFEER RAFIQUE	21	19	18	15	15	17	23
22SBAF29	KHANDAGALE VISHAL SUDHAKAR	14	15	12	15	12	12	16
22SBAF30	KHARAT ANIKET PRAKASH	12	14	12	15	10	12	14
22SBAF31	LONDHE ADARSH GANGARAM	19	20	18	19	17	19	22
22SBAF32	MATAL TUSHAR PRAVIN	22	20	13	16	11	16	16
22SBAF33	NIRMAL NITIN HARICHAND	12	12	11	15	13	12	18
22SBAF34	PAL ANKUSH BRIJESH	17	14	14	15	15	13	12
22SBAF35	PANDIT JITENDRA MAHAVIR	18	17	18	19	15	15	22
22SBAF36	/PATIL PRANJAL UDAY	15	12	10	17	13	15	19
22SBAF37	PATIL PRATHAMESH SANTOSH	24	24	19	20	14	19	21
22SBAF38	/PATIL SANIKA MAHESH	16	12	10	19	10	14	17
22SBAF39	RAJAK ROHIT RAJENDRA	17	19	15	20	15	17	22
22SBAF40	/RAMBADE SRUSHTI SANJAY	14	16	17	18	11	23	23

22SBAF41	/RANE SAKSHI VINAYAK	15	17	17	15	13	12	11
22SBAF42	/RAUT SHREYA VILAS	12	14	10	15	11	12	11
22SBAF43	/RAWOOL VIBHUTI SANDEEP	12	14	12	15	10	11	10
22SBAF44	/SAKPAL PURVA RAVINDRA	16	22	15	15	12	15	20
22SBAF45	SAYYED ALI ASGAR RAJA MIYA	10	11	11	17	10	13	10
22SBAF46	SAYYED SAHIL KADARVALI	10	13	11	16	13	12	15
22SBAF47	/SHAIKH AARIFA AMJAD	15	14	11	14	10	10	10
22SBAF48	/SHAIKH AISHA KHATUN GUDDU	10	12	13	19	10	13	13
22SBAF49	SHAIKH ARBAZ AHMED	17	20	14	23	16	16	19
22SBAF50	SHAIKH AZAM ALLAHBUX	10	10	11	15	11	15	10
22SBAF51	/SHAIKH MAHEK RIYAZ	19	16	15	17	17	16	20
22SBAF52	SHAIKH MD ASHIR ZAHIRUDDIN	14	16	12	15	10	15	12
22SBAF53	SHAIKH MD SARFARAZ HUSAIN MD KHALIL	19	10	14	17	10	10	14
22SBAF54	SHAIKH MUBARAK HASAN MD ANEES	14	17	14	16	10	10	14
22SBAF55	/SHAIKH NASREEN MOHD ASLAM	14	18	17	19	14	17	22
22SBAF56	/SHAIKH RIZWANA WAHID	20	22	16	20	12	18	18
22SBAF57	/SHAIKH SADAF SALIM	14	15	11	20	15	10	16
22SBAF58	/SHAIKH SHABNAM IQBAL	18	16	16	17	13	15	13
22SBAF59	SHAIKH SUFIYAN SHABBIR	19	19	11	19	13	16	15
22SBAF60	SHAIKH UROOJ SHAHID	10	10	10	17	10	12	10
22SBAF61	/SHAIKH ZEBI MANSOOR	19	14	10	17	13	10	15
22SBAF62	SHARMA NIKHIL RAJU	17	21	15	19	13	10	13
22SBAF63	SHINDE OMKAR KESHAV	10	10	10	14	10	10	10
22SBAF64	SHRESTHA AMIT DILIP	14	12	10	18	10	12	14
22SBAF65	SIDDIQUI ARRYAN AKHTAR JAMAL	10	17	10	18	10	15	10
22SBAF66	SIDDIQUI MD SHAHID MD HAMID	16	14	10	15	10	13	15
22SBAF67	SINGH AKASH VINOD	10	13	10	14	10	12	13
22SBAF68	SINGH PRASHANT KUMAR GUDDU	14	22	17	16	15	15	19
22SBAF69	/TELI SHWETA SHANKAR	21	19	14	22	16	16	21
22SBAF70	/VAZE LATIKA DHARMENDRA	16	18	13	18	11	12	21
22SBAF71	/VISHWAKARMA LAXMIDEVI RAJOLE	20	23	16	21	16	20	21
22SBAF72	/VISHWAKARMA SHWETA DINESH	19	20	15	21	14	17	20
22SBAF73	VISHWAKARMA SOHAN RAM KRISHNA	11	16	15	15	11	17	16
22SBAF74	/YADAV AANCHALDEVI RAMSAGAR	13	20	17	16	12	18	18
22SBAF75	YADAV AMEET SANTOSH	17	22	20	20	16	15	20
22SBAF76	YADAV ANUJKUMAR UMANATH	13	11	10	15	10	10	10
22SBAF77	YADAV SANDEEPKUMAR SANTOSH	15	16	17	16	12	13	22
22SBAF78	YADAV SATYENDRA KUMAR RAMTIRATH	22	23	18	21	13	20	21
22SBAF79	/YADAV SHIKHA ASHOK YADAV	15	19	15	15	13	15	14
22SBAF80	TIWARI SUMIT KUMAR ARVIND	12	14	14	19	14	12	19
22SBAF81	YADAV SACHIN RAMAJOR	11	12	14	16	14	15	13
22SBAF82	YADAV SHLOK GULAB	19	19	14	16	10	14	13
22SBAF83	/SHAIKH MAHZABEEN SHAKIL	15	17	16	17	14	13	17
22SBAF84	SHAIKH INAYATALI ISTIYAQALI	10	12	14	17	10	13	12

22SBAF85	/PAWAR JANHVI GANPAT	11	11	17	17	10	20	17
22SBAF86	MISHRA GAURAV PRAVIN	10	14	15	18	13	15	17
22SBAF87	KARGUTKAR RAJ SANDIP	12	19	17	18	13	17	16
22SBAF88	/ANSARI MEHJABEEN MOHD JAVED	18	17	17	17	10	19	16
22SBAF89	/SINGH ARCHANA ANAND	16	21	17	20	14	16	16
22SBAF90	/KEWAT ROSHANI RAKESH	10	17	11	15	10	13	10
22SBAF91	/SALMANI ANAM JAHA	18	17	13	17	13	13	15
22SBAF92	/TIWARI AACHAL NARENDRA	16	21	17	19	13	15	15
22SBAF93	GIRBIDE BHUVAN RAJU	15	11	17	16	10	13	13
22SBAF94	PATRA SAUMITRA ARUN	10	10	10	14	10	10	10
22SBAF95	SINGH UJJWAL SWATANTRA	17	13	10	16	12	12	12
22SBAF96	/MISHRA KIRTI SHEETLA PRASAD	13	13	16	15	12	10	16
22SBAF97	KESHARI CHANDAN VIJAY KUMAR	10	12	10	15	11	15	12
22SBAF98	/SHAIKH MAHEK ABDUL HAMID	AB	AB	AB	AB	AB	AB	AB

SYBAF Semester – III Internal Exam (Marks out of 25)	INTERNAL EXAMINATION						
	FIN AC III	COST ACC II	TAX II	BUS LAW II	ECO II	IT IN ACC I	COM IN FMO
No of students	97	97	97	97	97	97	97
Maximum mark course wise	25	25	25	25	25	25	25
Threshold (50%)	12.5	12.5	12.5	12.5	12.5	12.5	12.5
No of students above threshold	63	70	61	95	43	60	71
% of students above threshold	64.95	72.16	62.89	97.94	44.33	61.86	73.20
Level	3	3	3	3	1	3	3

Course Attainment	FIN AC III	COST ACC II	TAX II	BUS LAW II	ECO II	IT IN ACC I	COM IN FMO
0.25* Internal Examination	0.75	0.75	0.75	0.75	0.25	0.75	0.75

The attainment of each course is computed by setting the threshold as 50%

Rubrics are formulated for the assessment of attainment as follows:

If 60% or more students attain the threshold marks	Level 3 (Substantially)
If the number of students attaining the threshold marks is between 50 to 59%	Level 2 (Moderately)
If the number of students attaining the threshold marks is between 40 to 49%	Level 1 (slightly)

CO, PO & PSO Mapping for the Odd Semester of Academic Year 2022-23 for the Batch 2021 - 24**SYBAF Sem – III External Examination (Marks Out of 75)**

Exam Roll Number	Name of the Student	FIN AC III	COST ACC II	TAX II	BUS LAW II	ECO II	IT IN ACC I	COM IN FMO
22SBAF1	AGWAN ABBAS FIROZ	11	30	8	7	15	6	30
22SBAF2	/ANSARI ISRA ASIF HUSSAIN	30	39	44	36	41	35	30
22SBAF3	/ANSARI KEHKASHAN QADEER	46	44	41	30	45	45	41
22SBAF4	ANSARI MUZAMMIL AURANGZEB	42	37	44	30	40	30	33
22SBAF5	ANSARI SARFRAZ ABDUL	47	30	48	35	30	41	30
22SBAF6	/ANSARI UMER A JUBER AHMED	57	54	42	43	36	43	39
22SBAF7	CHAUDHARY MD ARMAN MD AHMED	35	40	32	30	30	33	30
22SBAF8	/CHINDARKAR SHWETA VIVEK	47	37	46	40	37	42	40
22SBAF9	DUBEY AMAN ANIL	45	42	38	39	35	30	30
22SBAF10	GAMARE SAGAR SANDIP	19	30	30	16	13	30	31
22SBAF11	GANCHHA BHAVESH PUSHKARLAL	30	30	30	18	20	30	30
22SBAF12	/GAWDE AADITI RAJENDRA	30	30	31	30	30	30	30
22SBAF13	/GHADI TANAYA SUBHASH	38	40	38	36	45	30	31
22SBAF14	/GIRI KHUSHI JOGINDAR	45	52	46	52	53	31	37
22SBAF15	/GUPTA AARTI DEEPCHANDRA	39	42	30	38	31	34	30
22SBAF16	GUPTA SANIKUMAR TIRJOGI	30	14	8	33	45	19	30
22SBAF17	GUPTA YASH LALMANI	66	67	69	64	54	58	49
22SBAF18	JADHAV SANGHARSH SUBHASH	52	50	53	42	42	42	38
22SBAF19	/KADAM MANSI MANESH	44	46	48	38	40	32	34
22SBAF20	KADU YASH SANTOSH	50	40	42	35	38	30	31
22SBAF21	KANERE KRISHNA SHRIDHAR	58	52	45	65	39	49	39
22SBAF22	KAREKAR CHIRAG SANDEEP	30	34	30	33	17	18	30
22SBAF23	KATKAR VEDANT VIJAY	34	30	14	39	30	32	32
22SBAF24	/KHAN ADIBA BANO MOHD AALAM	AB	AB	AB	AB	AB	AB	AB
22SBAF25	KHAN AKRAM TAHIR	55	48	39	46	30	21	32
22SBAF26	KHAN AMAN ZAKIR	34	30	30	35	30	30	30
22SBAF27	KHAN ARYAN MIYANOR	31	35	41	43	32	31	32
22SBAF28	KHAN JAFEER RAFIQUE	59	54	54	48	50	41	37
22SBAF29	KHANDAGALE VISHAL SUDHAKAR	41	40	36	35	31	37	30
22SBAF30	KHARAT ANIKET PRAKASH	33	37	30	30	20	18	30
22SBAF31	LONDHE ADARSH GANGARAM	49	61	66	69	59	62	53
22SBAF32	MATAL TUSHAR PRAVIN	38	35	42	38	41	34	30
22SBAF33	NIRMAL NITIN HARICHAND	47	43	55	58	40	39	33
22SBAF34	PAL ANKUSH BRIJESH	41	44	63	35	42	35	30
22SBAF35	PANDIT JITENDRA MAHAVIR	53	49	65	48	50	37	35
22SBAF36	/PATIL PRANJAL UDAY	45	40	60	50	39	38	36
22SBAF37	PATIL PRATHAMESH SANTOSH	56	52	56	46	48	30	38
22SBAF38	/PATIL SANIKA MAHESH	43	30	48	54	30	51	30
22SBAF39	RAJAK ROHIT RAJENDRA	60	58	61	60	41	31	40
22SBAF40	/RAMBADE SRUSHTI SANJAY	45	51	57	63	54	47	43

22SBAF41	/RANE SAKSHI VINAYAK	54	52	56	51	55	34	45
22SBAF42	/RAUT SHREYA VILAS	30	37	30	39	30	32	33
22SBAF43	/RAWOOL VIBHUTI SANDEEP	15	31	30	30	30	30	31
22SBAF44	/SAKPAL PURVA RAVINDRA	41	44	49	41	37	30	37
22SBAF45	SAYYED ALI ASGAR RAJA MIYA	13	12	30	30	30	30	30
22SBAF46	SAYYED SAHIL KADARVALI	50	49	58	30	41	30	32
22SBAF47	/SHAIKH AARIFA AMJAD	31	30	59	36	30	30	30
22SBAF48	/SHAIKH AISHA KHATUN GUDDU	42	30	63	55	38	40	41
22SBAF49	SHAIKH ARBAZ AHMED	61	54	66	69	54	45	59
22SBAF50	SHAIKH AZAM ALLAHBUX	AB	AB	AB	AB	AB	AB	AB
22SBAF51	/SHAIKH MAHEK RIYAZ	39	44	60	45	36	32	42
22SBAF52	SHAIKH MD ASHIR ZAHIRUDDIN	43	39	52	31	30	33	36
22SBAF53	SHAIKH MD SARFARAZ HUSAIN MD KHALIL	32	40	53	33	30	33	33
22SBAF54	SHAIKH MUBARAK HASAN MD ANEES	46	44	61	30	40	33	32
22SBAF55	/SHAIKH NASREEN MOHD ASLAM	49	49	56	50	41	35	36
22SBAF56	/SHAIKH RIZWANA WAHID	58	50	61	52	50	46	57
22SBAF57	/SHAIKH SADAF SALIM	47	44	44	48	31	39	35
22SBAF58	/SHAIKH SHABNAM IQBAL	48	45	54	33	37	30	33
22SBAF59	SHAIKH SUFIYAN SHABBIR	40	52	52	37	42	40	38
22SBAF60	SHAIKH UROOJ SHAHID	16	36	45	30	44	31	30
22SBAF61	/SHAIKH ZEBI MANSOOR	48	46	39	39	35	33	41
22SBAF62	SHARMA NIKHIL RAJU	48	48	60	33	34	30	30
22SBAF63	SHINDE OMKAR KESHAV	18	16	15	31	30	30	30
22SBAF64	SHRESTHA AMIT DILIP	36	36	39	44	32	30	30
22SBAF65	SIDDIQUI ARRYAN AKHTAR JAMAL	32	37	31	30	AB	10	30
22SBAF66	SIDDIQUI MD SHAHID MD HAMID	30	31	17	30	36	30	30
22SBAF67	SINGH AKASH VINOD	30	30	5	30	30	30	30
22SBAF68	SINGH PRASHANT KUMAR GUDDU	49	47	52	33	30	35	36
22SBAF69	/TELI SHWETA SHANKAR	58	60	53	52	50	53	46
22SBAF70	/VAZE LATIKA DHARMENDRA	33	46	33	31	30	30	30
22SBAF71	/VISHWAKARMA LAXMIDEVI RAJOLE	53	52	52	42	42	37	50
22SBAF72	/VISHWAKARMA SHWETA DINESH	46	58	57	49	50	51	52
22SBAF73	VISHWAKARMA SOHAN RAM KRISHNA	36	34	42	31	20	30	39
22SBAF74	/YADAV AANCHALDEVI RAMSAGAR	50	49	56	43	35	30	31
22SBAF75	YADAV AMEET SANTOSH	50	44	47	53	40	34	44
22SBAF76	YADAV ANUJKUMAR UMANATH	30	31	8	19	20	21	9
22SBAF77	YADAV SANDEEPKUMAR SANTOSH	49	47	42	37	30	37	33
22SBAF78	YADAV SATYENDRA KUMAR RAMTIRATH	59	57	53	51	52	50	52
22SBAF79	/YADAV SHIKHA ASHOK YADAV	17	40	30	40	34	31	31
22SBAF80	TIWARI SUMIT KUMAR ARVIND	45	44	40	36	48	33	30
22SBAF81	YADAV SACHIN RAMAJOR	32	35	40	32	30	30	30
22SBAF82	YADAV SHLOK GULAB	47	51	39	36	38	36	30
22SBAF83	/SHAIKH MAHZABEEN SHAKIL	36	45	45	38	34	37	35
22SBAF84	SHAIKH INAYATALI ISTIYAQALI	30	30	20	30	18	30	30

22SBAF85	/PAWAR JANHVI GANPAT	39	47	43	32	39	41	40
22SBAF86	MISHRA GAURAV PRAVIN	45	43	59	40	44	43	43
22SBAF87	KARGUTKAR RAJ SANDIP	52	50	60	36	32	37	39
22SBAF88	/ANSARI MEHJABEEN MOHD JAVED	53	55	58	39	33	32	30
22SBAF89	/SINGH ARCHANA ANAND	46	53	58	45	35	41	30
22SBAF90	/KEWAT ROSHANI RAKESH	30	30	30	30	20	30	30
22SBAF91	/SALMANI ANAM JAHA	30	12	12	30	33	33	AB
22SBAF92	/TIWARI AACHAL NARENDRA	44	53	55	34	39	40	41
22SBAF93	GIRBIDE BHUVAN RAJU	30	31	38	35	20	30	30
22SBAF94	PATRA SAUMITRA ARUN	10	30	7	19	12	13	30
22SBAF95	SINGH UJJWAL SWATANTRA	36	40	37	30	43	45	33
22SBAF96	/MISHRA KIRTI SHEETLA PRASAD	42	46	48	30	42	48	33
22SBAF97	KESHARI CHANDAN VIJAY KUMAR	16	30	33	15	30	32	30
22SBAF98	/SHAIKH MAHEK ABDUL HAMID	16	6	32	19	10	15	31

SYBAF Semester – III External Exam (Marks out of 75)	INTERNAL EXAMINATION						
	FIN AC III	COST ACC II	TAX II	BUS LAW II	ECO II	IT IN ACC I	COM IN FMO
No of students	96	96	96	96	95	96	95
Maximum mark course wise	75	75	75	75	75	75	75
Threshold (50%)	37.5	37.5	37.5	37.5	37.5	37.5	37.5
No of students above threshold	59	60	67	44	42	27	27
% of students above threshold	61.46	62.50	69.79	45.83	44.21	28.13	28.42
Level	3	3	3	1	1	0	0

Course Attainment	FIN AC III	COST ACC II	TAX II	BUS LAW II	ECO II	IT IN ACC I	COM IN FMO
0.75* External Examination	2.25	2.25	2.25	0.75	0.75	0.00	0.00

The attainment of each course is computed by setting the threshold as 50%

Rubrics are formulated for the assessment of attainment as follows:

If 60% or more students attain the threshold marks	Level 3 (Substantially)
If the number of students attaining the threshold marks is between 50 to 59%	Level 2 (Moderately)
If the number of students attaining the threshold marks is between 40 to 49%	Level 1 (slightly)

Total Course Attainment for SYBAF Semester – III

Course Attainment	FIN AC I	COST AC I	FIN MGT I	BUS COMU I	F. C. I	COM I (BUS ENV)	BUS ECO I
0.25* Internal Examination	0.75	0.75	0.75	0.75	0.75	0.75	0.75
0.75* Semester End Examination	0.00	0.00	0.75	2.25	1.50	1.50	0.00
Total Course Attainment = 0.25* Internal Examination + 0.75* Semester End Examination	0.75	0.75	1.50	3.00	2.25	2.25	0.75

CO – PO Mapping SYBAF Sem – III

Course Code:	C301	
Subject Code	UAFFSIII.1	
Subject Name	FINANCIAL ACCOUNTING III	
Faculty Name	Miss. Shraddha Jadhav	
Course Outcomes		
C301.1	CO1	Ability to define, understand & explain the concepts of partnership final accounts, piecemeal distribution of cash, amalgamation of firms
C301.2	CO2	Ability to prepare the statement of piecemeal distribution of cash, Balance sheet of new firm after amalgamation & Conversion of firm into a Ltd. company, computation & treatment of exchange rate differences of transactions in foreign currency
C301.3	CO3	Ability to prepare the statement of piecemeal distribution of cash, Balance sheet of new firm after amalgamation & Conversion of firm into a Ltd. company, computation & treatment of exchange rate differences of transactions in foreign currency
C301.4	CO4	Ability to evaluate the effect on final accounts when a partner is admitted during the year or retires/ dies during the year

Course Outcomes	Program Outcomes					PSOs		
	PO1	PO2	PO3	PO4	PO5	PSO1	PSO2	PSO3
CO1	1.00	-	-	-	-	3.00	-	-
CO2	-	2.00	-	-	-	3.00	-	-
CO3	-	2.00	-	-	-	3.00	-	-
CO4	-	-	1.00	-	-	3.00	-	-
Expected PO (Average)	1.00	2.00	1.00	-	-	3.00	-	-
Actual PO	1.00	2.00	1.00	-	-	3.00	-	-

Course Code:	C302	
Subject Code	UAFFSIII.2	
Subject Name	COST ACCOUNTING II	
Faculty Name	Miss. Kulsum Khan	
Course Outcomes		
C302.1	CO1	Ability to define, understand & explain Classification of costs, Contract accounts, Process accounts
C302.2	CO2	Ability to prepare contract account, Process account and cost sheet
C302.3	CO3	Ability to analyze the differences on profit of financial and cost accounts and reconcile the same
C302.4	CO4	Ability to analyze the differences on profit of financial and cost accounts and reconcile the same

Course Outcomes	Program Outcomes					PSOs		
	PO1	PO2	PO3	PO4	PO5	PSO1	PSO2	PSO4
CO1	1.00	-	-	-	-	3.00	-	-
CO2	-	2.00	-	-	-	3.00	-	-
CO3	-	2.00	-	-	-	3.00	-	-
CO4	-	-	-	1.00	-	3.00	-	-
CO5	-	-	-	-	-	-	-	-
Expected PO (Average)	1.00	2.00		1.00		3.00		
Actual PO	1.00	2.00		1.00		3.00		

Course Code:	C303	
Subject Code	UAFFSIII.3	
Subject Name	TAXATION - II	
Faculty Name	Mr. Nassir Usmani	
Course Outcomes		
C303.1	CO1	Ability to describe and understand fundamental provisions a of Income Tax Act
C303.2	CO2	Ability to describe and understand fundamental provisions a of Income Tax Act
C303.3	CO3	Ability to analyze the Residential status and Scope of Income and taxable income from all 5 heads
C303.4	CO4	Ability to determine Gross Total Income & Net taxable Income, Residential Status, Income under 5 heads of income and Scope of Income

Course Outcomes	Program Outcomes					PSOs		
	PO1	PO2	PO3	PO4	PO5	PSO1	PSO2	PSO3
CO1	1.00	-	-	-	-	3.00	-	-
CO2	-	1.00	-	-	-	3.00	-	
CO3	-	-	-	2.00	-	3.00	-	
CO4	-	-	-	2.00	-	3.00	-	
Expected PO (Average)	1.00	1.00		2.00		3.00		
Actual PO	0.50	0.50		1.00		1.50		

Course Code:	C304	
Subject Code	UAFFSIII.6	
Subject Name	BUSINESS LAW - II	
Faculty Name	Miss Amba Mehta	
Course Outcomes		
C304.1	CO1	Ability to define, understand & explain: Indian Partnership Act, 1932 Limited Liability Partnership Act, 2008 Factories Act, 1948
C304.3	CO3	Ability to analyze Registration and effects of non-registration of Partnership, Rights and Duties of Partners, Authority and Liability of partners, Admission, Retirement and Expulsion of Partner and Dissolution of Partnership
C304.4	CO4	Ability to analyze Registration and effects of non-registration of Partnership, Rights and Duties of Partners, Authority and Liability of partners, Admission, Retirement and Expulsion of Partner and Dissolution of Partnership
C304.5	CO5	Ability to create Winding Up and Dissolution and conversion of LLP.

Course Outcomes	Program Outcomes					PSOs		
	PO1	PO2	PO3	PO4	PO5	PSO1	PSO2	PSO3
CO1	2.00	-	-	-	-			-
CO3	-	1.00	-	-	-			
CO4	-	-	-	1.00	-			
CO5	2.00	-	-	-	-			
Expected PO (Average)	2.00	1.00	-	1.00				
Actual PO	1.00	0.50		0.50				

Course Code:	C305	
Subject Code	UAFFSII.7	
Subject Name	ECONOMICS II	
Faculty Name	Mr. Rajdeep Kambl	
Course Outcomes		
C305.1	CO1	Ability to define, Recognize, Explain, Distinguish Various concepts of Macroeconomics, and Post Keynesian economics, Public Finance, External Sector.
C305.2	CO2	Ability to define, Recognize, Explain, Distinguish Various concepts of Macroeconomics, and Post Keynesian economics, Public Finance, External Sector.
C305.3	CO3	Ability to analyze, develop analytical skills about inflation and its effect on economy, Burden of public debt on economy, Various concept of Money supply.
C305.4	CO4	Ability to evaluate, recommend economic policy, and measures to control inflation, fiscal appropriate fiscal and monetary policy

Course Outcomes	Program Outcomes					PSOs		
	PO1	PO2	PO3	PO4	PO5	PSO1	PSO2	PSO3
CO1	1.00	3.00	-	-	-			-
CO2	1.00	3.00	-	-	-			
CO3	-	3.00	-	-	-			
CO4	-	-	1.00	-	-			
Expected PO (Average)	1.00	3.00	1.00					
Actual PO	0.33	1.00	0.33					

Course Code:	C306	
Subject Code	UAFFSIII.4	
Subject Name	INFORMATION TECHNOLOGY IN ACCOUNTANCY-I	
Faculty Name	Mr. Suryakant Patole	
Course Outcomes		
C306.1	CO1	Ability to understand and explain different parts of computer.
C306.2	CO2	Ability to understand and explain different parts of computer.
C306.3	CO3	Ability to analyze data using different charts and slides
C306.4	CO4	Ability to create Project Report, New email ID

Course Outcomes	Program Outcomes					PSOs		
	PO1	PO2	PO3	PO4	PO5	PSO1	PSO2	PSO4
CO1	1.00	-	-	-	-		3.00	-
CO2	-	2.00	-	-	-		3.00	-
CO3	-	2.00	-	-	-		3.00	-
CO4	-	-	-	1.00	-		3.00	-
Expected PO (Average)	1.00	2.00	-	1.00			3.00	-
Actual PO	0.25	0.50	-	0.25			0.75	-

Course Code:	C307	
Subject Code	UAFFSIII.5	
Subject Name	FC in (FINANCIAL MARKET OPERATIONS)	
Faculty Name	Miss. Saima Mistry	
Course Outcomes		
C307.1	CO1	Ability to define, understand & explain Saving and Investment Money, Inflation and Interest, Banking and Non-Banking Financial Intermediaries, Financial Market and Capital Market, Financial Instruments, Consumer Finance, Credit Cards, Mutual Funds and Commercial Paper and Financial Instruments.
C307.2	CO2	Ability to apply REPO, TBs, Equities, Bonds and Derivatives in various markets
C307.3	CO3	Ability to analyze Structure of Financial Market in India, Role, Importance, Evolution in India, Primary Market System and Regulations in India, Secondary Market System, Managing of Public Equity / Debenture Issues Mobilizing Fixed Deposits, Arranging Inter-corporate Loans
C307.4	CO4	Ability to invest in Bond Market in India Debt Market in India and REPO, TBs, Equities, Bonds, Derivatives in different markets.

Course Outcomes	Program Outcomes					PSOs		
	PO1	PO2	PO3	PO4	PO5	PSO1	PSO2	PSO4
CO1	1.00	-	-	-	-		3.00	
CO2	-	2.00	-	-	-		3.00	
CO3	-	2.00	-	-	-		3.00	
CO4	-	-	1.00		-		3.00	
Expected PO (Average)	1.00	2.00	1.00				3.00	
Actual PO	0.25	0.50	0.25				0.75	

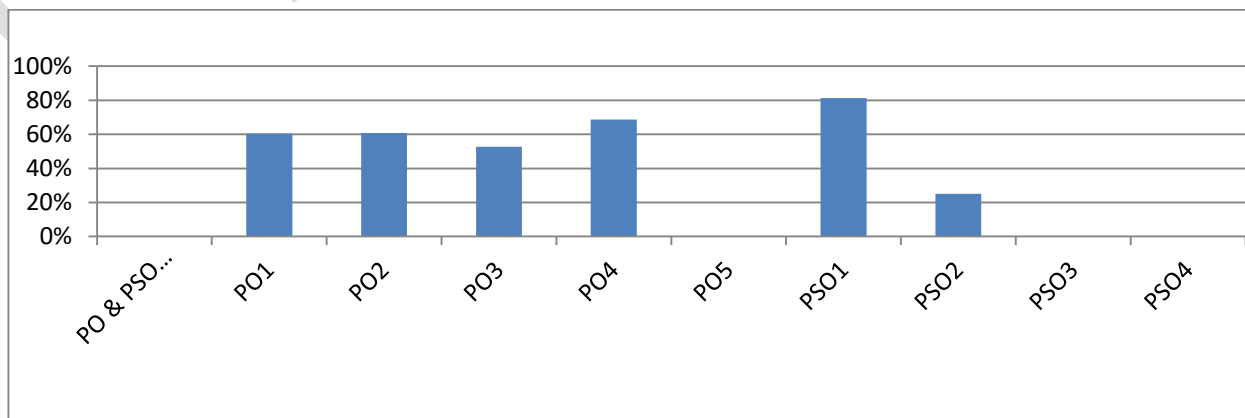
Semester - III									
EXPECTED PO & PSO									
	PO1	PO2	PO3	PO4	PO5	PSO1	PSO2	PSO3	PSO4
Financial Accounting - III	1	2	1	-	-	3	-	-	-
Cost Accounting - II	1	2	-	1	-	3	-	-	-
Taxation-II	1	2	-	1	-	3	-	-	-
Business Law-II	2	1	-	1	-	-	-	-	-
Economics-II	1	3	1	-	-	-	-	-	-
IT in Accountancy-I	1	2	-	1	-	-	3	-	-
FC in (Fin Market Operations)	1	2	1	-	-	3	-	-	-
Expected PO (Average)	1.14286	2	1	1		3	3		-

ACTUAL PO & PSO ATTAINMENT									
	PO1	PO2	PO3	PO4	PO5	PSO1	PSO2	PSO3	PSO4
Financial Accounting - III	1.00	2.00	1.00			3.00			-
Cost Accounting - II	1.00	2.00		1.00		3.00	-	-	-
Taxation-II	1.00	2.00		1.00		3.00	-	-	-
Business Law-II	1.00	0.50		0.50				-	-
Economics-II	0.33	1.00	0.33		-	-	-	-	-
IT in Accountancy-I	0.25	0.50		0.25			0.75	-	
FC in (Fin Market Operations)	0.25	0.50	0.25			0.75	-	-	-
ACTUAL PO & PSO ATTAINMENT	0.69048	1.21429	0.5278	0.6875		2.4375	0.75		-

% PO ATTAINMENT	=	$\frac{\text{Actual PO}}{\text{Expected PO}} \times 100$
------------------------	---	--

FINAL PO & PSO ATTAINMENT									
	PO1	PO2	PO3	PO4	PO5	PSO1	PSO2	PSO3	PSO4
EXPECTED PO	1.14286	2	1	1		3	3		
ACTUAL PO	0.69	1.21	0.53	0.69		2.44	0.75		
ATTAINMENT %	60.42	60.71	52.78	68.75		81.25	25.00		

PO & PSO ATTAINMENT %	PO1	PO2	PO3	PO4	PO5	PSO1	PSO2	PSO3	PSO4
	60%	61%	53%	69%		81%	25%		





Government of Maharashtra
Ismail Yusuf College of Arts, Science and Commerce,
Jogeshwari (East), Mumbai 400 060

Tel No. (Office) 022-28352881

Tele-Fax (Principal) 022-28202188

Course Outcomes

B.Com in Accounting & Finance (BAF)

Second Year B. A. F. Semester – IV Academic Year 2022 – 23

Subject: **Financial Accounting – IV**

Step 1: Decide the CO-PO Correlation level

Relationship	% Attainment	Weightage
Nil	0 %	0
Low	1 to 40%	1
Moderate	41 to 50%	2
High	51 to 100%	3

Step 2: Identify the number of hours spent on each Course Outcome. Also, decide the possible Program Outcomes (PO's) and Program Specific Outcomes (PSO's) mapping with each Course Outcome (CO), as per below table

CO No.	Course Outcomes	Relevant PO's	Total Hours (As per curriculum)
CO1	Ability to define, understand & explain the provisions of companies for redemption of preference shares, debentures & final accounts of companies, AS 11	PO1 PSO1 PSO3	12
CO2	Ability to calculate the minimum fresh issue to provide the fund for redemption, ascertain profit prior to incorporation.	PO2 PSO1	13
CO3	Ability to relate & comply the methods of redemption of debentures; by payment in lump sum & by payment in installments, methods of redemption of preference shares.	PO2 PSO1	13
CO4	Ability to decide on the minimum DRR & investment to be created as per the provisions of companies act, basis for allocation of expenses/incomes in the preparation of profit & loss account, exchange rate for IFO & NIFO	PO3 PSO1	12

Step 3: From the previous table, calculate number of sessions/hours spent on each Program outcome, as follows.

PO	Course Outcomes	Hours Spent on each CO	Total Hours Spent	Total Hours Available in Curriculum	% of Mapping	Mapping Strength
PO1	CO1	12	12	50	24%	1
PO2	CO2, CO3	13+13	26	50	52%	2
PO3	CO4	12	12	50	24%	1
PSO3	CO1	12	12	50	24%	1
PSO1	CO1, CO2, CO3, CO4	12+13+13+12	50	50	100%	3

Step 4: Use Mapping Strength from the previous table to prepare the CO-PO Matrix as below:

	PO1	PO2	PO3	PSO1	PSO3
CO1	1	-	-	3	1
CO2	-	2	-	3	-
CO3	-	2	-	3	-
CO4	-	-	1	3	-

Subject: **Management Accounting**

Step 1: Decide the CO-PO Correlation level

Relationship	% Attainment	Weightage
Nil	0 %	0
Low	1 to 40%	1
Moderate	41 to 50%	2
High	51 to 100%	3

Step 2: Identify the number of hours spent on each Course Outcome. Also, decide the possible Program Outcomes (PO's) and Program Specific Outcomes (PSO's) mapping with each Course Outcome (CO), as per below table

CO No.	Course Outcomes	Relevant PO's	Total Hours (As per curriculum)
CO1	Ability to understand the Meaning, Features, Scope, Importance, Functions & role of Management Accounting, meaning of financial Statement Analysis, concept of Working Capital Management	PO1 PSO1	10
CO2	Ability to prepare Cash Flow Statement and advise management based on the comparative statement.	PO2 PSO4	13
CO3	Ability to analyze Vertical Forms of Balance Sheet and Profit and Loss Account suitable for analysis of Trend Analysis, Common Size Statement and also Ratio analysis	PO2 PSO1	14
CO4	Ability to forecast Working Capital Requirement in case of Trading and Manufacturing Organization	PO4 PSO1	13

Step 3: From the previous table, calculate number of sessions/hours spent on each Program outcome, as follows.

PO	Course Outcomes	Hours Spent on each CO	Total Hours Spent	Total Hours Available in Curriculum	% of Mapping	Mapping Strength
PO1	CO1	10	10	50	20%	1
PO2	CO2, CO3	13+14	27	50	54%	2
PO4	CO4	13	13	50	26%	1
PSO1	CO1, CO3, CO4	10+14+13	37	50	74%	3
PSO4	CO2	13	13	50	26%	1

Step 4: Use Mapping Strength from the previous table to prepare the CO-PO Matrix as below:

	PO1	PO2	PO4	PSO1	PSO4
CO1	1	-	-	3	-
CO2	-	2	-	-	1
CO3	-	2	-	3	-
CO4	-	-	1	3	-

Subject: **Direct Tax**

Step 1: Decide the CO-PO Correlation level

Relationship	% Attainment	Weightage
Nil	0 %	0
Low	1 to 40%	1
Moderate	41 to 50%	2
High	51 to 100%	3

Step 2: Identify the number of hours spent on each Course Outcome. Also, decide the possible Program Outcomes (PO's) and Program Specific Outcomes (PSO's) mapping with each Course Outcome (CO), as per below table

CO No.	Course Outcomes	Relevant PO's	Total Hours (As per curriculum)
CO1	Ability to describe and understand provisions of clubbing of income, setoff and carry forward, TDS and Advance tax, interest u/s 234A, 234B and 234C, DTAA, tax planning and ethics in taxation	PO1 PSO1	10
CO2	Ability to calculate net taxable and tax liability, relief under DTAA, TDS, Advance tax, set off & carry forward of losses and income of a partnership firm	PO2 PSO1	13
CO3	Ability to analyze tax liability of individual and HUF, TDS, Advance tax, losses that can be carry forwarded and interest, book profit and allowable remuneration to partners	PO2 PSO1	15
CO4	Ability to determine interest liability u/s 234A, 234 and 234 C, relief under DTAA, and net tax liability of individual and HUF	PO4 PSO1	12

Step 3: From the previous table, calculate number of sessions/hours spent on each Program outcome, as follows.

PO	Course Outcomes	Hours Spent on each CO	Total Hours Spent	Total Hours Available in Curriculum	% of Mapping	Mapping Strength
PO1	CO1	10	12	50	24%	1
PO2	CO2, CO3	13+15	27	50	54%	2
PO4	CO4	13	13	50	26%	1
PSO1	CO1, CO2, CO3, CO4	10+14+13	37	50	74%	3

Step 4: Use Mapping Strength from the previous table to prepare the CO-PO Matrix as below:

	PO1	PO2	PO4	PSO1
CO1	1	-	-	3
CO2	-	2	-	3
CO3	-	2	-	3
CO4	-	-	1	3

Subject: **Foundation Course in Management**

Step 1: Decide the CO-PO Correlation level

Relationship	% Attainment	Weightage
Nil	0 %	0
Low	1 to 40%	1
Moderate	41 to 50%	2
High	51 to 100%	3

Step 2: Identify the number of hours spent on each Course Outcome. Also, decide the possible Program Outcomes (PO's) and Program Specific Outcomes (PSO's) mapping with each Course Outcome (CO), as per below table

CO No.	Course Outcomes	Relevant PO's	Total Hours (As per curriculum)
CO1	Ability to define, understand & explain Management, Planning, Organizing, Motivation, Staffing and Directing & Controlling	PO1	11
CO2	Ability to apply Selection procedure of staffing, Essentials of a good control system, Centralization and decentralization, process of decision making, Process of organization	PO2	12
CO3	Ability to evaluate Distinction between Recruitment and Selection, Employment tests and types of Interviews, Administration vs Management, Recruitment and its sources, Selection procedure.	PO3	13
CO4	Ability to analyze Principles of organization, Sound Planning, Principles of Directing, steps in controlling, Departmentation and Delegation, Limitations of Planning	PO4	14

Step 3: From the previous table, calculate number of sessions/hours spent on each Program outcome, as follows.

PO	Course Outcomes	Hours Spent on each CO	Total Hours Spent	Total Hours Available in Curriculum	% of Mapping	Mapping Strength
PO1	CO1	11	11	50	22%	1
PO2	CO2	12	12	50	24%	1
PO3	CO3	13	13	50	26%	1
PO4	CO4	14	14	50	28%	1

Step 4: Use Mapping Strength from the previous table to prepare the CO-PO Matrix as below:

	PO1	PO2	PO3	PO4
CO1	1	-	-	-
CO2	-	1	-	-
CO3	-	-	1	-
CO4	-	-	-	1

Subject: **IT in Accounting & Finance- II**

Step 1: Decide the CO-PO Correlation level

Relationship	% Attainment	Weightage
Nil	0 %	0
Low	1 to 40%	1
Moderate	41 to 50%	2
High	51 to 100%	3

Step 2: Identify the number of hours spent on each Course Outcome. Also, decide the possible Program Outcomes (PO's) and Program Specific Outcomes (PSO's) mapping with each Course Outcome (CO), as per below table

CO No.	Course Outcomes	Relevant PO's	Total Hours (As per curriculum)
CO1	Ability to define, understand & explain Business Process, Computerized accounting system, Concept of MIS Reports in Computer Environment, IT and Auditing	PO1 PSO2	09
CO2	Ability to operate accounting software TALLY, able to develop Accounting Software, Guidelines for Developing MIS reports.	PO2PSO2	14
CO3	Ability to analyze problems in MIS, Outputs of MIS, financial reports and other reports.	PO2 PSO2	13
CO5	Ability to use modern digital tools effectively.	PO4PSO2	14

Step 3: From the previous table, calculate number of sessions/hours spent on each Program outcome, as follows.

PO	Course Outcomes	Hours Spent on each CO	Total Hours Spent	Total Hours Available in Curriculum	% of Mapping	Mapping Strength
PO1	CO1	09	09	50	18%	1
PO2	CO2, CO3	14+13	27	50	54%	2
PO4	CO5	14	14	50	28%	1
PSO2	CO1, CO2, CO3, CO5	9+14+13+14	50	50	100%	3

Step 4: Use Mapping Strength from the previous table to prepare the CO-PO Matrix as below:

	PO1	PO2	PO4	PSO2
CO1	1	-	-	3
CO2	-	2	-	3
CO3	-	2	-	3
CO5	-	-	1	3

Subject: **Business Law**

Step 1: Decide the CO-PO Correlation level

Relationship	% Attainment	Weightage
Nil	0 %	0
Low	1 to 40%	1
Moderate	41 to 50%	2
High	51 to 100%	3

Step 2: Identify the number of hours spent on each Course Outcome. Also, decide the possible Program Outcomes (PO's) and Program Specific Outcomes (PSO's) mapping with each Course Outcome (CO), as per below table

CO No.	Course Outcomes	Relevant PO's	Total Hours (As per curriculum)
CO1	Ability to define, understand & memorize: Section 2 Clause (2) – Accounting Standard Clause (7) – Auditing Standard Clause (13) – Books of Accounts Clause (31) – Deposit Clause (41) – Financial Year Clause (42) – Foreign Company Clause (47) – Independent Director Clause (48) – Indian Depository Receipts Clause (62) – One Person Company Clause (85) – Small Company	PO1	10
CO2	Case studies relating to different sections	PO2	14
CO3	Ability to evaluate procedure of incorporation, different types of prospectus, ways of issuing capital.	PO1	12
CO4	Ability to analyze private placement, share capital and Debentures sections.	PO2	14

Step 3: From the previous table, calculate number of sessions/hours spent on each Program outcome, as follows.

PO	Course Outcomes	Hours Spent on each CO	Total Hours Spent	Total Hours Available in Curriculum	% of Mapping	Mapping Strength
PO1	CO1, CO3	10+12	22	50	44%	2
PO2	CO2, CO4	14+14	28	50	56%	2

Step 4: Use Mapping Strength from the previous table to prepare the CO-PO Matrix as below:

	PO1	PO2
CO1	2	-
CO2	-	2
CO3	2	-
CO4	-	2

Subject: **Research Methodology**

Step 1: Decide the CO-PO Correlation level

Relationship	% Attainment	Weightage
Nil	0 %	0
Low	1 to 40%	1
Moderate	41 to 50%	2
High	51 to 100%	3

Step 2: Identify the number of hours spent on each Course Outcome. Also, decide the possible Program Outcomes (PO's) and Program Specific Outcomes (PSO's) mapping with each Course Outcome (CO), as per below table

CO No.	Course Outcomes	Relevant PO's	Total Hours (As per curriculum)
CO1	Ability to define, understand & explain the concepts of research and research analysis	PO1 PSO2	10
CO2	Ability to analyze data collection and processing	PO2 PSO2	12
CO3	Ability to examine data analysis and interpretations and research report	PO2 PSO2	14
CO4	Ability to develop the knowledge of advanced statistical techniques for data collection	PO5 PSO2	14

Step 3: From the previous table, calculate number of sessions/hours spent on each Program outcome, as follows.

PO	Course Outcomes	Hours Spent on each CO	Total Hours Spent	Total Hours Available in Curriculum	% of Mapping	Mapping Strength
PO1	CO1	10	10	50	20%	1
PO2	CO2, CO3	12+14	26	50	52%	2
PO5	CO4	14	14	50	28%	1
PSO2	CO1, CO2, CO3, CO4	10+12+14+14	50	50	100%	3

Step 4: Use Mapping Strength from the previous table to prepare the CO-PO Matrix as below:

	PO1	PO2	PO5	PSO2
CO1	1	-	-	3
CO2	-	2	-	3
CO3	-	2	-	3
CO4	-	-	1	3

CO, PO & PSO Mapping for the Even Semester of Academic Year 2022-23 for the Batch 2021 - 24**SYBAF Sem – IV Internal Examination (Marks Out of 25)**

Exam Roll Number	Name of the Student	FIN AC IV	MGT ACC II	TAX III	IT IN ACC II	BUS LAW III	FC IN MGT	RES METH IN ACC & FIN
22SBAF1	AGWAN ABBAS FIROZ	AB	AB	AB	AB	AB	AB	AB
22SBAF2	/ANSARI ISRA ASIF HUSSAIN	12	17	18	19	14	18	16
22SBAF3	/ANSARI KEHKASHAN QADEER	14	22	11	20	16	21	17
22SBAF4	ANSARI MUZAMMIL AURANGZEB	14	22	15	14	20	18	15
22SBAF5	ANSARI SARFRAZ ABDUL	15	10	10	10	16	14	13
22SBAF6	/ANSARI UMER A JUBER AHMED	17	24	17	21	24	22	17
22SBAF7	CHAUDHARY MD ARMAN MD AHMED	17	17	17	18	17	17	15
22SBAF8	/CHINDARKAR SHWETA VIVEK	18	16	10	17	23	18	17
22SBAF9	DUBEY AMAN ANIL	14	15	14	14	17	19	17
22SBAF10	GAMARE SAGAR SANDIP	10	10	10	15	12	13	10
22SBAF11	GANCHHA BHAVESH PUSHKARLAL	10	10	10	10	16	13	11
22SBAF12	/GAWDE AADITI RAJENDRA	10	14	11	10	12	15	12
22SBAF13	/GHADI TANAYA SUBHASH	20	12	10	10	16	13	13
22SBAF14	/GIRI KHUSHI JOGINDAR	18	18	15	16	25	22	17
22SBAF15	/GUPTA AARTI DEEPCHANDRA	13	21	13	15	15	16	13
22SBAF16	GUPTA SANIKUMAR TIRJOGI	10	13	10	10	17	11	10
22SBAF17	GUPTA YASH LALMANI	22	25	20	23	25	22	17
22SBAF18	JADHAV SANGHARSH SUBHASH	17	19	15	15	17	16	14
22SBAF19	/KADAM MANSI MANESH	18	18	16	19	19	20	13
22SBAF20	KADU YASH SANTOSH	13	21	16	18	14	17	13
22SBAF21	KANERE KRISHNA SHRIDHAR	20	25	17	21	24	20	16
22SBAF22	KAREKAR CHIRAG SANDEEP	15	13	10	13	12	12	11
22SBAF23	KATKAR VEDANT VIJAY	14	12	10	12	13	10	12
22SBAF24	/KHAN ADIBA BANO MOHD AALAM	AB	AB	AB	AB	AB	AB	AB
22SBAF25	KHAN AKRAM TAHIR	14	14	15	10	16	15	13
22SBAF26	KHAN AMAN ZAKIR	10	13	19	13	15	17	11
22SBAF27	KHAN ARYAN MIYANOR	12	11	13	11	13	16	13
22SBAF28	KHAN JAFEER RAFIQUE	14	25	19	14	19	20	15
22SBAF29	KHANDAGALE VISHAL SUDHAKAR	16	14	13	12	12	12	12
22SBAF30	KHARAT ANIKET PRAKASH	12	10	13	11	11	12	11
22SBAF31	LONDHE ADARSH GANGARAM	21	24	19	23	22	19	17
22SBAF32	MATAL TUSHAR PRAVIN	16	18	16	19	12	17	14
22SBAF33	NIRMAL NITIN HARICHAND	17	13	14	15	12	15	12
22SBAF34	PAL ANKUSH BRIJESH	12	14	14	12	15	16	13
22SBAF35	PANDIT JITENDRA MAHAVIR	17	23	19	17	19	17	16
22SBAF36	/PATIL PRANJAL UDAY	10	16	13	14	18	17	13
22SBAF37	PATIL PRATHAMESH SANTOSH	15	23	14	20	19	22	17
22SBAF38	/PATIL SANIKA MAHESH	10	18	12	15	20	20	13
22SBAF39	RAJAK ROHIT RAJENDRA	17	20	14	13	20	19	15
22SBAF40	/RAMBADE SRUSHTI SANJAY	10	21	18	21	14	22	17

22SBAF41	/RANE SAKSHI VINAYAK	15	15	19	16	14	18	15
22SBAF42	/RAUT SHREYA VILAS	15	11	12	10	13	16	16
22SBAF43	/RAWOOL VIBHUTI SANDEEP	10	10	16	12	16	13	12
22SBAF44	/SAKPAL PURVA RAVINDRA	15	10	17	20	16	15	16
22SBAF45	SAYYED ALI ASGAR RAJA MIYA	10	10	10	10	14	12	12
22SBAF46	SAYYED SAHIL KADARVALI	15	16	14	19	14	18	15
22SBAF47	/SHAIKH AARIFA AMJAD	15	12	11	13	14	12	12
22SBAF48	/SHAIKH AISHA KHATUN GUDDU	10	10	16	20	19	15	14
22SBAF49	SHAIKH ARBAZ AHMED	20	16	17	18	21	21	17
22SBAF50	SHAIKH AZAM ALLAHBUX	AB	AB	AB	AB	AB	AB	AB
22SBAF51	/SHAIKH MAHEK RIYAZ	15	20	18	19	19	19	17
22SBAF52	SHAIKH MD ASHIR ZAHIRUDDIN	13	12	15	12	14	15	13
22SBAF53	SHAIKH MD SARFARAZ HUSAIN MD KHALIL	16	10	12	12	17	17	13
22SBAF54	SHAIKH MUBARAK HASAN MD ANEES	13	10	15	11	14	17	14
22SBAF55	/SHAIKH NASREEN MOHD ASLAM	15	13	15	13	12	16	13
22SBAF56	/SHAIKH RIZWANA WAHID	16	21	19	20	16	15	17
22SBAF57	/SHAIKH SADAF SALIM	13	14	15	16	18	14	13
22SBAF58	/SHAIKH SHABNAM IQBAL	17	17	17	14	21	18	15
22SBAF59	SHAIKH SUFIYAN SHABBIR	19	12	15	21	19	17	16
22SBAF60	SHAIKH UROOJ SHAHID	10	10	13	14	14	16	15
22SBAF61	/SHAIKH ZEBI MANSOOR	10	12	11	12	14	16	12
22SBAF62	SHARMA NIKHIL RAJU	15	21	20	14	17	18	15
22SBAF63	SHINDE OMKAR KESHAV	10	10	10	10	12	10	12
22SBAF64	SHRESTHA AMIT DILIP	16	10	10	18	13	13	11
22SBAF65	SIDDIQUI ARRYAN AKHTAR JAMAL	10	10	13	12	15	12	11
22SBAF66	SIDDIQUI MD SHAHID MD HAMID	18	10	14	12	14	15	12
22SBAF67	SINGH AKASH VINOD	10	10	10	10	13	10	10
22SBAF68	SINGH PRASHANT KUMAR GUDDU	13	22	16	17	14	17	19
22SBAF69	/TELI SHWETA SHANKAR	13	22	16	22	19	22	17
22SBAF70	/VAZE LATIKA DHARMENDRA	15	17	17	13	20	15	11
22SBAF71	/VISHWAKARMA LAXMIDEVI RAJOLE	18	22	19	19	20	20	18
22SBAF72	/VISHWAKARMA SHWETA DINESH	15	23	21	14	22	20	17
22SBAF73	VISHWAKARMA SOHAN RAM KRISHNA	10	10	10	13	17	12	12
22SBAF74	/YADAV AANCHALDEVI RAMSAGAR	15	18	18	20	16	20	14
22SBAF75	YADAV AMEET SANTOSH	16	19	12	12	18	15	12
22SBAF76	YADAV ANUJKUMAR UMANATH	AB	10	10	12	16	11	13
22SBAF77	YADAV SANDEEPKUMAR SANTOSH	10	14	18	14	18	16	14
22SBAF78	YADAV SATYENDRA KUMAR RAMTIRATH	16	21	18	21	23	23	18
22SBAF79	/YADAV SHIKHA ASHOK YADAV	10	16	12	13	18	16	15
22SBAF80	TIWARI SUMIT KUMAR ARVIND	15	19	13	15	19	14	15
22SBAF81	YADAV SACHIN RAMAJOR	15	10	12	14	17	12	12
22SBAF82	YADAV SHLOK GULAB	12	16	13	16	18	13	14
22SBAF83	/SHAIKH MAHZABEEN SHAKIL	12	17	17	17	16	13	13
22SBAF84	SHAIKH INAYATALI ISTIYAQALI	10	10	10	10	12	12	10

22SBAF85	/PAWAR JANHVI GANPAT	10	20	16	14	24	17	14
22SBAF86	MISHRA GAURAV PRAVIN	19	13	15	16	19	21	18
22SBAF87	KARGUTKAR RAJ SANDIP	19	20	15	15	18	16	16
22SBAF88	/ANSARI MEHJABEEN MOHD JAVED	16	15	16	15	17	16	17
22SBAF89	/SINGH ARCHANA ANAND	20	17	19	17	19	19	15
22SBAF90	/KEWAT ROSHANI RAKESH	10	10	16	10	16	12	13
22SBAF91	/SALMANI ANAM JAHA	13	10	10	11	16	17	12
22SBAF92	/TIWARI AACHAL NARENDRA	13	21	13	14	21	17	16
22SBAF93	GIRBIDE BHUVAN RAJU	10	10	10	10	17	14	13
22SBAF94	PATRA SAUMITRA ARUN	AB	AB	AB	AB	AB	AB	AB
22SBAF95	SINGH UJJWAL SWATANTRA	13	10	11	14	19	14	17
22SBAF96	/MISHRA KIRTI SHEETLA PRASAD	10	13	14	17	18	18	17
22SBAF97	KESHARI CHANDAN VIJAY KUMAR	AB	AB	AB	AB	AB	AB	AB
22SBAF98	/SHAIKH MAHEK ABDUL HAMID	10	10	10	4	10	10	3

SYBAF Semester – IV Internal Exam (Marks out of 25)	INTERNAL EXAMINATION						
	FIN AC IV	MGT ACC II	TAX III	IT in ACC II	BUS LA W III	FC in MG T	RES METH in ACC & FIN
No of students	92	93	93	93	93	93	93
Maximum mark course wise	25	25	25	25	25	25	25
Threshold (50%)	12.5	12.5	12.5	12.5	12.5	12.5	12.5
No of students above threshold	60	58	63	62	80	75	65
% of students above threshold	65.22	62.37	67.74	66.67	86.0	80.6	69.89
Level	3	3	3	3	3	3	3

Course Attainment	FIN AC IV	MGT ACC II	TAX III	IT in ACC II	BUS LA W III	FC in MG T	RES METH in ACC & FIN
0.25* Internal Examination	0.75	0.75	0.75	0.75	0.75	0.75	0.75

The attainment of each course is computed by setting the threshold as 50%

Rubrics are formulated for the assessment of attainment as follows:

If 60% or more students attain the threshold marks	Level 3 (Substantially)
If the number of students attaining the threshold marks is between 50 to 59%	Level 2 (Moderately)
If the number of students attaining the threshold marks is between 40 to 49%	Level 1 (slightly)

CO, PO & PSO Mapping for the Odd Semester of Academic Year 2022-23 for the Batch 2021 - 24**SYBAF Sem – IV External Examination (Marks Out of 75)**

Exam Roll Number	Name of the Student	FIN AC IV	MGT ACC II	TAX III	IT IN ACC II	BUS LAW III	FC IN MGT	RES METH IN ACC & FIN
22SBAF1	AGWAN ABBAS FIROZ	AB	AB	AB	AB	AB	AB	AB
22SBAF2	/ANSARI ISRA ASIF HUSSAIN	30	32	37	41	30	34	41
22SBAF3	/ANSARI KEHKASHAN QADEER	30	43	42	59	30	40	41
22SBAF4	ANSARI MUZAMMIL AURANGZEB	32	53	32	40	39	30	46
22SBAF5	ANSARI SARFRAZ ABDUL	30	30	30	38	30	30	33
22SBAF6	/ANSARI UMER A JUBER AHMED	53	68	50	58	63	44	49
22SBAF7	CHAUDHARY MD ARMAN MD AHMED	36	50	45	32	24	30	30
22SBAF8	/CHINDARKAR SHWETA VIVEK	42	54	42	55	42	39	48
22SBAF9	DUBEY AMAN ANIL	35	39	46	47	24	34	43
22SBAF10	GAMARE SAGAR SANDIP	11	19	36	24	30	30	33
22SBAF11	GANCHHA BHAVESH PUSHKARLAL	15	15	38	21	30	30	30
22SBAF12	/GAWDE AADITI RAJENDRA	13	30	40	25	20	30	30
22SBAF13	/GHADI TANAYA SUBHASH	33	32	51	37	34	30	39
22SBAF14	/GIRI KHUSHI JOGINDAR	39	46	51	59	65	47	40
22SBAF15	/GUPTA AARTI DEEPCHANDRA	33	41	54	46	31	30	37
22SBAF16	GUPTA SANIKUMAR TIRJOGI	AB	AB	AB	AB	AB	AB	AB
22SBAF17	GUPTA YASH LALMANI	60	71	62	66	67	52	56
22SBAF18	JADHAV SANGHARSH SUBHASH	49	59	54	45	40	36	40
22SBAF19	/KADAM MANSI MANESH	41	50	55	53	36	44	50
22SBAF20	KADU YASH SANTOSH	41	49	45	46	43	33	44
22SBAF21	KANERE KRISHNA SHRIDHAR	51	56	58	53	59	47	52
22SBAF22	KAREKAR CHIRAG SANDEEP	30	30	31	20	30	30	30
22SBAF23	KATKAR VEDANT VIJAY	30	38	34	30	40	30	30
22SBAF24	/KHAN ADIBA BANO MOHD AALAM	AB	AB	AB	AB	AB	AB	AB
22SBAF25	KHAN AKRAM TAHIR	39	42	30	30	30	26	35
22SBAF26	KHAN AMAN ZAKIR	23	32	31	24	30	30	32
22SBAF27	KHAN ARYAN MIYANOR	30	39	44	41	42	30	43
22SBAF28	KHAN JAFEER RAFIQUE	48	56	56	49	46	38	51
22SBAF29	KHANDAGALE VISHAL SUDHAKAR	43	41	36	37	30	30	35
22SBAF30	KHARAT ANIKET PRAKASH	32	34	30	18	24	30	24
22SBAF31	LONDHE ADARSH GANGARAM	51	59	57	69	57	55	58
22SBAF32	MATAL TUSHAR PRAVIN	36	30	34	37	30	36	37
22SBAF33	NIRMAL NITIN HARICHAND	47	41	40	46	38	37	43
22SBAF34	PAL ANKUSH BRIJESH	48	39	43	16	30	30	40
22SBAF35	PANDIT JITENDRA MAHAVIR	56	56	54	54	46	44	55
22SBAF36	/PATIL PRANJAL UDAY	44	49	36	46	40	41	50
22SBAF37	PATIL PRATHAMESH SANTOSH	53	64	47	57	43	45	55
22SBAF38	/PATIL SANIKA MAHESH	41	40	50	41	30	42	49
22SBAF39	RAJAK ROHIT RAJENDRA	53	66	49	45	50	40	54
22SBAF40	/RAMBADE SRUSHTI SANJAY	53	51	51	63	43	49	52

22SBAF41	/RANE SAKSHI VINAYAK	53	49	45	53	44	38	54
22SBAF42	/RAUT SHREYA VILAS	23	30	30	19	23	31	45
22SBAF43	/RAWOOL VIBHUTI SANDEEP	30	30	40	32	26	30	34
22SBAF44	/SAKPAL PURVA RAVINDRA	32	37	47	37	42	30	36
22SBAF45	SAYYED ALI ASGAR RAJA MIYA	23	35	42	21	30	30	38
22SBAF46	SAYYED SAHIL KADARVALI	43	40	43	49	30	35	41
22SBAF47	/SHAIKH AARIFA AMJAD	48	39	38	25	30	33	30
22SBAF48	/SHAIKH AISHA KHATUN GUDDU	30	37	33	45	48	35	34
22SBAF49	SHAIKH ARBAZ AHMED	57	51	52	63	54	45	48
22SBAF50	SHAIKH AZAM ALLAHBUX	AB	AB	AB	AB	AB	AB	AB
22SBAF51	/SHAIKH MAHEK RIYAZ	51	51	52	48	41	39	38
22SBAF52	SHAIKH MD ASHIR ZAHIRUDDIN	38	45	47	35	30	31	36
22SBAF53	SHAIKH MD SARFARAZ HUSAIN MD KHALIL	36	31	34	41	34	30	31
22SBAF54	SHAIKH MUBARAK HASAN MD ANEES	38	30	43	38	30	30	33
22SBAF55	/SHAIKH NASREEN MOHD ASLAM	47	45	41	48	33	35	54
22SBAF56	/SHAIKH RIZWANA WAHID	50	50	55	52	40	38	49
22SBAF57	/SHAIKH SADAF SALIM	37	42	42	31	30	30	36
22SBAF58	/SHAIKH SHABNAM IQBAL	39	52	39	32	30	30	36
22SBAF59	SHAIKH SUFIYAN SHABBIR	45	58	46	33	34	36	46
22SBAF60	SHAIKH UROOJ SHAHID	30	32	40	42	30	31	50
22SBAF61	/SHAIKH ZEBI MANSOOR	35	35	36	42	31	30	48
22SBAF62	SHARMA NIKHIL RAJU	44	53	45	40	36	36	38
22SBAF63	SHINDE OMKAR KESHAV	20	30	27	31	30	30	33
22SBAF64	SHRESTHA AMIT DILIP	30	32	45	34	30	30	34
22SBAF65	SIDDIQUI ARRYAN AKHTAR JAMAL	23	25	AB	AB	7	26	27
22SBAF66	SIDDIQUI MD SHAHID MD HAMID	43	34	39	30	23	31	36
22SBAF67	SINGH AKASH VINOD	37	31	36	18	20	30	33
22SBAF68	SINGH PRASHANT KUMAR GUDDU	40	47	46	31	30	30	36
22SBAF69	/TELI SHWETA SHANKAR	49	57	58	68	51	45	56
22SBAF70	/VAZE LATIKA DHARMENDRA	36	49	43	36	40	30	30
22SBAF71	/VISHWAKARMA LAXMIDEVI RAJOLE	51	60	53	55	43	38	50
22SBAF72	/VISHWAKARMA SHWETA DINESH	52	59	47	66	45	43	51
22SBAF73	VISHWAKARMA SOHAN RAM KRISHNA	14	36	43	24	30	30	25
22SBAF74	/YADAV AANCHALDEVI RAMSAGAR	44	53	30	41	34	35	42
22SBAF75	YADAV AMEET SANTOSH	35	52	43	44	46	41	43
22SBAF76	YADAV ANUJKUMAR UMANATH	AB	AB	AB	AB	AB	AB	AB
22SBAF77	YADAV SANDEEPKUMAR SANTOSH	33	46	32	43	33	30	30
22SBAF78	YADAV SATYENDRA KUMAR RAMTIRATH	43	55	58	66	61	45	51
22SBAF79	/YADAV SHIKHA ASHOK YADAV	23	42	48	42	37	35	32
22SBAF80	TIWARI SUMIT KUMAR ARVIND	41	40	43	37	32	32	39
22SBAF81	YADAV SACHIN RAMAJOR	36	30	32	35	30	30	33
22SBAF82	YADAV SHLOK GULAB	48	40	33	34	37	30	41
22SBAF83	/SHAIKH MAHZABEEN SHAKIL	35	41	35	42	32	34	43
22SBAF84	SHAIKH INAYATALI ISTIYAQALI	6	13	10	14	19	30	30

22SBAF85	/PAWAR JANHVI GANPAT	36	40	47	56	46	43	45
22SBAF86	MISHRA GAURAV PRAVIN	40	48	40	57	39	38	44
22SBAF87	KARGUTKAR RAJ SANDIP	46	57	49	52	40	36	36
22SBAF88	/ANSARI MEHJABEEN MOHD JAVED	51	53	56	39	38	35	41
22SBAF89	/SINGH ARCHANA ANAND	44	58	49	43	33	33	39
22SBAF90	/KEWAT ROSHANI RAKESH	12	31	26	31	26	30	17
22SBAF91	/SALMANI ANAM JAHA	16	31	17	45	24	37	40
22SBAF92	/TIWARI AACHAL NARENDRA	45	56	43	53	30	33	47
22SBAF93	GIRBIDE BHUVAN RAJU	30	33	30	30	36	30	30
22SBAF94	PATRA SAUMITRA ARUN	AB	AB	AB	AB	AB	AB	AB
22SBAF95	SINGH UJJWAL SWATANTRA	30	30	40	31	23	30	35
22SBAF96	/MISHRA KIRTI SHEETLA PRASAD	46	43	49	52	35	33	44
22SBAF97	KESHARI CHANDAN VIJAY KUMAR	AB	AB	AB	AB	AB	AB	AB
22SBAF98	/SHAIKH MAHEK ABDUL HAMID	6	5	17	12	9	30	33

SYBAF Semester – IV External Exam (Marks out of 75)	INTERNAL EXAMINATION						
	FIN AC IV	MGT ACC II	TAX III	IT in ACC II	BUS LA W III	FC in MG T	RES METH in ACC & FIN
No of students	91	91	90	90	91	91	91
Maximum mark course wise	75	75	75	75	75	75	75
Threshold (50%)	37.5	37.5	37.5	37.5	37.5	37.5	37.5
No of students above threshold	47	58	61	51	34	25	50
% of students above threshold	51.65	63.74	67.78	56.67	37.3	27.4	54.95
Level	2	3	3	2	0	0	2

Course Attainment	FIN AC IV	MGT ACC II	TAX III	IT in ACC II	BUS LA W III	FC in MG T	RES METH in ACC & FIN
0.75* External Examination	1.50	2.25	2.25	1.50	0.0	0.0	1.50

The attainment of each course is computed by setting the threshold as 50%

Rubrics are formulated for the assessment of attainment as follows:

If 60% or more students attain the threshold marks	Level 3 (Substantially)
If the number of students attaining the threshold marks is between 50 to 59%	Level 2 (Moderately)
If the number of students attaining the threshold marks is between 40 to 49%	Level 1 (slightly)

Total Course Attainment for SYBAF Semester – IV

Course Attainment	FIN AC IV	MGT ACC II	TAX III	IT in ACC II	BUS LAW III	FC in MGT	RES MET H in ACC & FIN
0.25* Internal Examination	0.75	0.75	0.75	0.75	0.75	0.75	0.75
0.75* Semester End Examination	1.50	2.25	2.25	1.50	0.0	0.0	1.50
Total Course Attainment = 0.25* Internal Examination + 0.75* Semester End Examination	2.25	3.00	3.00	2.25	0.75	0.75	2.25

CO – PO Mapping SYBAF Sem – IV

Course Code:	C401	
Subject Code	UAFFSIV.1	
Subject Name	FINANCIAL ACCOUNTING IV	
Faculty Name	Miss. Saima Mistry	
Course Outcomes		
C401.1	CO1	Ability to define, understand & explain the provisions of companies for redemption of preference shares, debentures & final accounts of companies, AS 11
C401.2	CO2	Ability to calculate the minimum fresh issue to provide the fund for redemption, ascertain profit prior to incorporation.
C401.3	CO3	Ability to relate & comply the methods of redemption of debentures; by payment in lump sum & by payment in installments, methods of redemption of preference shares.
C01.4	CO4	Ability to decide on the minimum DRR & investment to be created as per the provisions of companies act, basis for allocation of expenses/incomes in the preparation of profit & loss account, exchange rate for IFO & NIFO

Course Outcomes	Program Outcomes					PSOs		
	PO1	PO2	PO3	PO4	PO5	PSO1	PSO2	PSO3
CO1	1.00	-	-	-	-	3.00	-	1.00
CO2	-	2.00	-	-	-	3.00	-	-
CO3	-	2.00	-	-	-	3.00	-	-
CO4	-	-	1.00	-	-	3.00	-	-
Expected PO (Average)	1.00	2.00	1.00			3.00		1.00
Actual PO	0.75	1.50	0.75			2.25		0.75

Course Code:	C402	
Subject Code	UAFFSIV.2	
Subject Name	MANAGEMENT ACCOUNTING PAPER-II	
Faculty Name	Miss. Kulsum Khan	
Course Outcomes		
C402.1	CO1	Ability to define, understand & explain the provisions of companies for redemption of preference shares, debentures & final accounts of companies, AS 11
C402.2	CO2	Ability to calculate the minimum fresh issue to provide the fund for redemption, ascertain profit prior to incorporation.
C402.3	CO3	Ability to relate & comply the methods of redemption of debentures; by payment in lump sum & by payment in installments, methods of redemption of preference shares.
C402.4	CO4	Ability to decide on the minimum DRR & investment to be created as per the provisions of companies act, basis for allocation of expenses/incomes in the preparation of profit & loss account, exchange rate for IFO & NIFO

Course Outcomes	Program Outcomes					PSOs		
	PO1	PO2	PO3	PO4	PO5	PSO1	PSO2	PSO4
CO1	1.00	-	-	-	-	3.00	-	-
CO2	-	2.00	-	-	-	-	-	1.00
CO3	-	2.00	-	-	-	3.00	-	-
CO4	-	-	-	1.00	-	3.00	-	-
Expected PO (Average)	1.00	2.00		1.00		3.00		1.00
Actual PO	1.00	2.00		1.00		3.00		1.00

Course Code:	C403	
Subject Code	UAFFSIV.3	
Subject Name	TAXATION - III	
Faculty Name	Mr. Nassir Usmani	
Course Outcomes		
C403.1	CO1	Ability to describe and understand provisions of clubbing of income, setoff and carry forward, TDS and Advance tax, interest u/s 234A, 234B and 234C, DTAA, tax planning and ethics in taxation
C403.2	CO2	Ability to calculate net taxable and tax liability, relief under DTAA, TDS, Advance tax, set off & carry forward of losses and income of a partnership firm
C403.3	CO3	Ability to analyze tax liability of individual and HUF, TDS, Advance tax, losses that can be carry forwarded and interest, book profit and allowable remuneration to partners
C403.4	CO4	Ability to determine interest liability u/s 234A, 234 and 234 C, relief under DTAA, and net tax liability of individual and HUF

Course Outcomes	Program Outcomes					PSOs		
	PO1	PO2	PO3	PO4	PO5	PSO1	PSO2	PSO3
CO1	1.00	-	-	-	-	3.00	-	-
CO2	-	2.00	-	-	-	3.00	-	
CO3	-	2.00	-	-	-	3.00	-	
CO4	-	-	-	-	-	3.00	-	
Expected PO (Average)	1.00	2.00		-		3.00		
Actual PO	1.00	2.00		-		3.00		

Course Code:	C404	
Subject Code	UAFFSIV.4	
Subject Name	INFORMATION TECHNOLOGY IN ACCOUNTANCY-II	
Faculty Name	Mr. Suryakant Patole	
Course Outcomes		
C404.1	CO1	Ability to describe and understand provisions of clubbing of income, setoff and carry forward, TDS and Advance tax, interest u/s 234A, 234B and 234C, DTAA, tax planning and ethics in taxation
C404.2	CO2	Ability to calculate net taxable and tax liability, relief under DTAA, TDS, Advance tax, set off & carry forward of losses and income of a partnership firm
C404.3	CO3	Ability to analyze tax liability of individual and HUF, TDS, Advance tax, losses that can be carry forwarded and interest, book profit and allowable remuneration to partners
C404.4	CO4	Ability to determine interest liability u/s 234A, 234 and 234 C, relief under DTAA, and net tax liability of individual and HUF

Course Outcomes	Program Outcomes					PSOs		
	PO1	PO2	PO3	PO4	PO5	PSO1	PSO2	PSO3
CO1	1.00	-	-	-	-		3.00	-
CO2	-	2.00	-	-	-		3.00	
CO3	-	2.00	-	-	-		3.00	
CO4	-	-	-	1.00	-		3.00	
Expected PO (Average)	1.00	2.00	-	1.00			3.00	
Actual PO	0.75	1.50		0.75			2.25	

Course Code:	C405	
Subject Code	UAFFSIV.5	
Subject Name	FOUNDATION COURSE IN MANAGEMENT	
Faculty Name	Miss. Namira Momin	
Course Outcomes		
C405.1	CO1	Ability to define, understand & explain Management, Planning, Organizing, Motivation, Staffing and Directing & Controlling
C405.2	CO2	Ability to apply Selection procedure of staffing, Essentials of a good control system, Centralization and decentralization, process of decision making, Process of organization
C405.3	CO3	Ability to evaluate Distinction between Recruitment and Selection, Employment tests and types of Interviews, Administration vs. Management, Recruitment and its sources, Selection procedure.
C405.4	CO4	Ability to analyze Principles of organization, Sound Planning, Principles of Directing, steps in controlling, Departmentation and Delegation, Limitations of Planning

Course Outcomes	Program Outcomes					PSOs		
	PO1	PO2	PO3	PO4	PO5	PSO1	PSO2	PSO3
CO1	1.00	3.00	-	-	-			-
CO2	1.00	3.00	-	-	-			
CO3	-	3.00	-	-	-			
CO4	-	-	1.00	-	-			
Expected PO (Average)	1.00	3.00	1.00					
Actual PO	0.33	1.00	0.33					

Course Code:	C406	
Subject Code	UAFFSIV.6	
Subject Name	BUSINESS LAW - III	
Faculty Name	Miss. Amba Mehta	
Course Outcomes		
C406.1	CO1	Ability to understand and explain different parts of computer.
C406.3	CO3	Ability to understand and explain different parts of computer.
C406.4	CO4	Ability to analyze data using different charts and slides
C406.5	CO5	Ability to create Project Report, New email ID

Course Outcomes	Program Outcomes					PSOs		
	PO1	PO2	PO3	PO4	PO5	PSO1	PSO2	PSO4
CO1	2.00	-	-	-	-			-
CO3	-	2.00	-	-	-			-
CO4	2.00	-	-	-	-			-
CO5	-	2.00	-	-	-			-
Expected PO (Average)	2.00	2.00	-					-
Actual PO	0.50	0.50	-					-

Course Code:	C407	
Subject Code	UAFFSIV.7	
Subject Name	RESEARCH METHODOLOGY IN ACCOUNTING & FINANCE	
Faculty Name	Mr. Rajdeep Kamble	
Course Outcomes		
C407.1	CO1	Ability to define, understand & explain the concepts of research and research analysis
C407.2	CO2	Ability to analyze data collection and processing
C407.3	CO3	Ability to examine data analysis and interpretations and research report
C407.4	CO4	Ability to develop the knowledge of advanced statistical techniques for data collection

Course Outcomes	Program Outcomes					PSOs		
	PO1	PO2	PO3	PO4	PO5	PSO1	PSO2	PSO4
CO1	1.00	-	-	-	-		3.00	
CO2	-	2.00	-	-	-		3.00	
CO3	-	2.00	-	-	-		3.00	
CO4	-	-			1.00		3.00	
Expected PO (Average)	1.00	2.00			1.00		3.00	
Actual PO	0.75	1.50			0.75		2.25	

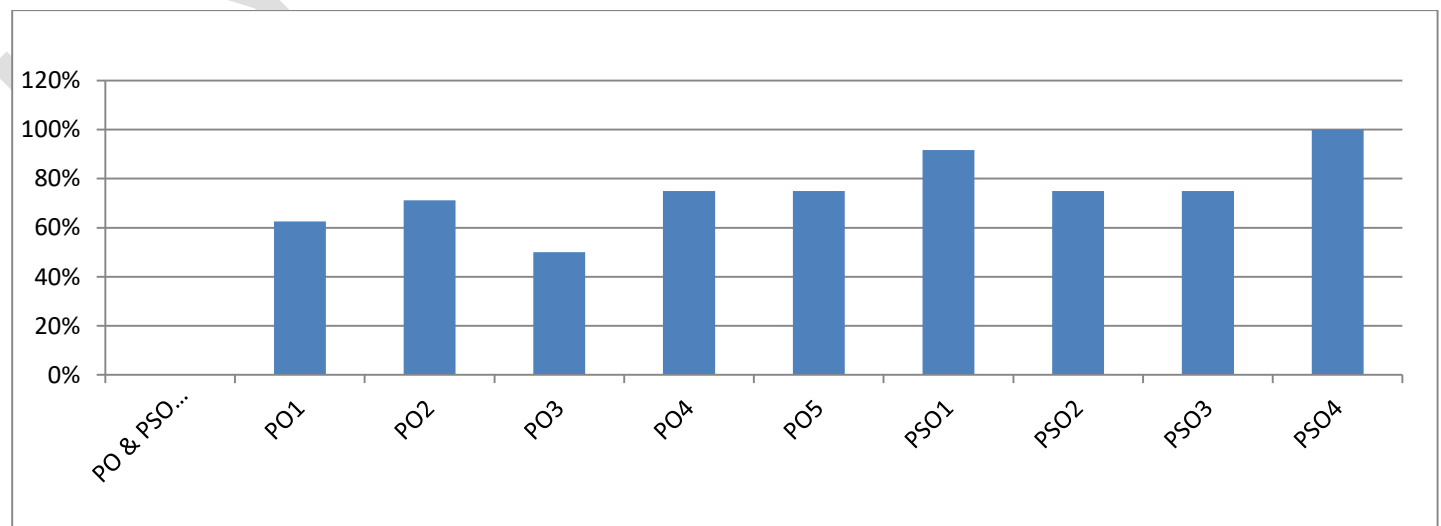
Semester - IV									
EXPECTED PO & PSO									
	PO1	PO2	PO3	PO4	PO5	PSO1	PSO2	PSO3	PSO4
Financial Accounting - IV	1	2	1	-	-	3	-	1	-
Management Accounting - II	1	2	-	1	-	3	-	-	1
Taxation-III	1	2	-	1	-	3	-	-	-
IT in Accountancy-II	1	2	-	1	-	-	3	-	-
Business Law-III	2	2	-	-	-	-	-	-	-
FC in Management	1	1	1	1	-	-	-	-	-
Research Meth in Acc & Fin	1	2	-	-	1	-	3	-	-
Expected PO (Average)	1.14286	1.85714	1	1	1	3	3	1	1

ACTUAL PO & PSO ATTAINMENT									
	PO1	PO2	PO3	PO4	PO5	PSO1	PSO2	PSO3	PSO4
Financial Accounting - IV	0.75	1.50	0.75			2.25		0.75	
Management Accounting - II	1.00	2.00		1.00		3.00	-	-	1
Taxation-III	1.00	2.00		1.00		3.00	-	-	-
IT in Accountancy-II	0.75	1.50		0.75			2.25	-	-
Business Law-III	0.50	0.50			-	-	-	-	-
FC in Management	0.25	0.25	0.25	0.25				-	
Research Meth in Acc & Fin	0.75	1.50			0.75		2.25	-	-
ACTUAL PO & PSO ATTAINMENT	0.71429	1.32143	0.5	0.75	0.75	2.75	2.25	0.75	1

% PO ATTAINMENT	=	$\frac{\text{Actual PO}}{\text{Expected PO}} \times 100$
------------------------	---	--

FINAL PO & PSO ATTAINMENT									
	PO1	PO2	PO3	PO4	PO5	PSO1	PSO2	PSO3	PSO4
EXPECTED PO	1.14286	1.85714	1	1	1	3	3	1	1
ACTUAL PO	0.71429	1.32143	0.5	0.75	0.75	2.75	2.25	0.75	1
ATTAINMENT %	62.50	71.15	50.00	75.00	75.00	91.67	75.00	75.00	100.00

PO & PSO ATTAINMENT %	PO1	PO2	PO3	PO4	PO5	PSO1	PSO2	PSO3	PSO4
	63%	71%	50%	75%	75%	92%	75%	75%	100%





Government of Maharashtra
Ismail Yusuf College of Arts, Science and Commerce,
Jogeshwari (East), Mumbai 400 060

Tel No. (Office) 022-28352881

Tele-Fax (Principal) 022-28202188

Course Outcomes

B.Com in Accounting & Finance (BAF)

Third Year B. A. F. Semester – V Academic Year 2023 – 24

Subject: **Financial Accounting V**

Step 1: Decide the CO-PO Correlation level

Relationship	% Attainment	Weightage
Nil	0 %	0
Low	1 to 40%	1
Moderate	41 to 70%	2
High	71 to 100%	3

Step 2: Identify the number of hours spent on each Course Outcome. Also, decide the possible Program Outcomes (PO's) and Program Specific Outcomes (PSO's) mapping with each Course Outcome (CO), as per below table

CO No.	Course Outcomes	Relevant PO's	Total Hours (As per curriculum)
CO1	Ability to define and interpret concepts of underwriting of shares and debenture, buy back of shares, Amalgamation and external reconstruction and Liquidation of Companies	PO1 PSO1	12
CO2	Ability to solve problems of Underwriting of shares and debentures, computation relating to maximum permissible buyback, internal reconstruction.	PO2 PSO1	12
CO3	Ability to prepare financial statement of companies after amalgamation, buyback of shares , balance sheet after internal reconstruction and liquidators' statement	PO2 PSO1	13
CO4	Ability to evaluate maximum permissible buyback, Underwriting of shares and debentures, amalgamation, internal reconstruction and liquidation of companies	PO2 PSO1	13

Step 3: From the previous table, calculate number of sessions/hours spent on each Program outcome, as follows.

PO	Course Outcomes	Hours Spent on each CO	Total Hours Spent	Total Hours Available in Curriculum	% of Mapping	Mapping Strength
PO1	CO1	12	12	50	24%	1
PO2	CO2, CO3, CO4	12+13+13	38	50	76%	3
PSO1	CO1, CO2, CO3,CO4	12+12+13+13	50	50	100%	3

Step 4: Use Mapping Strength from the previous table to prepare the CO-PO Matrix as below:

	PO1	PO2	PSO1
CO1	1	-	3
CO2	-	3	3
CO3	-	3	3
CO4	-	3	3

Subject: **Financial Accounting VI**

Step 1: Decide the CO-PO Correlation level

Relationship	% Attainment	Weightage
Nil	0 %	0
Low	1 to 40%	1
Moderate	41 to 70%	2
High	71 to 100%	3

Step 2: Identify the number of hours spent on each Course Outcome. Also, decide the possible Program Outcomes (PO's) and Program Specific Outcomes (PSO's) mapping with each Course Outcome (CO), as per below table

CO No.	Course Outcomes	Relevant PO's	Total Hours (As per curriculum)
CO1	Ability to understand and apply theory of banking company, Insurance company, non-banking financial company, Valuation of shares and goodwill and accounting for Limited Liability Partnership	PO1 PSO1	10
CO2	Ability to prepare Final Accounts of Banking and Insurance Company	PO2 PSO1	13
CO3	Ability to analyze, classify and prepare statement of Non – banking Financial Company and conversion of partnership business into Limited Liability Partnership	PO2 PSO1	13
CO4	Ability to determine value of shares and goodwill	PO4 PSO1	14

Step 3: From the previous table, calculate number of sessions/hours spent on each Program outcome, as follows.

PO	Course Outcomes	Hours Spent on each CO	Total Hours Spent	Total Hours Available in Curriculum	% of Mapping	Mapping Strength
PO1	CO1	10	10	50	20%	1
PO2	CO2, CO3	13+13	26	50	52%	2
PO4	CO4	14	14	50	28%	1
PSO1	CO1, CO2, CO3, CO4	10+13+13+14	50	50	100%	3

Step 4: Use Mapping Strength from the previous table to prepare the CO-PO Matrix as below:

	PO1	PO2	PO4	PSO1
CO1	1	-	-	3
CO2	-	2	-	3
CO3	-	2	-	3
CO4	-	-	1	3

Subject: **Costing**

Step 1: Decide the CO-PO Correlation level

Relationship	% Attainment	Weightage
Nil	0 %	0
Low	1 to 40%	1
Moderate	41 to 70%	2
High	71 to 100%	3

Step 2: Identify the number of hours spent on each Course Outcome. Also, decide the possible Program Outcomes (PO's) and Program Specific Outcomes (PSO's) mapping with each Course Outcome (CO), as per below table

CO No.	Course Outcomes	Relevant PO's	Total Hours (As per curriculum)
CO1	Ability to define, understand & explain for Uniform costing, Operating costing Activity Based Costing.	PO1 PSO1	10
CO2	Ability to solve practical problems based on 1) Uniform Costing and Inter-Firm Comparison 2) Integrated System and Non- integrated System of Accounts. 3) Operating Costing 4) Process Costing 5) ABC Analysis	PO2 PSO1	15
CO3	Ability to analyze cost drivers, Work in progress and Equivalent production (FIFO Method and Weighted Average Method).	PO2 PSO1	12
CO4	Ability to evaluate cost structure of costing of hospitals, hotels, goods and passengers transport service	PO4 PSO1	13

Step 3: From the previous table, calculate number of sessions/hours spent on each Program outcome, as follows.

PO	Course Outcomes	Hours Spent on each CO	Total Hours Spent	Total Hours Available in Curriculum	% of Mapping	Mapping Strength
PO1	CO1	10	10	50	20%	1
PO2	CO2, CO3	15+12	27	50	54%	2
PO4	CO4	13	13	50	26%	1
PSO1	CO1, CO2, CO3, CO4	10+15+12+13	50	50	100%	3

Step 4: Use Mapping Strength from the previous table to prepare the CO-PO Matrix as below:

	PO1	PO2	PO4	PSO1
CO1	1	-	-	3
CO2	-	2	-	3
CO3	-	2	-	3
CO4	-	-	1	3

Subject: **Financial Management – II**

Step 1: Decide the CO-PO Correlation level

Relationship	% Attainment	Weightage
Nil	0 %	0
Low	1 to 40%	1
Moderate	41 to 70%	2
High	71 to 100%	3

Step 2: Identify the number of hours spent on each Course Outcome. Also, decide the possible Program Outcomes (PO's) and Program Specific Outcomes (PSO's) mapping with each Course Outcome (CO), as per below table

CO No.	Course Outcomes	Relevant PO's	Total Hours (As per curriculum)
CO1	Ability to define, understand & explain Strategic Financial Management, NPV, Benefit Cost Ratio, Internal Rate of Return, Modified Internal Rate of Return, Payback period, Discounted Payback Period and ARR.	PO1 PSO1	11
CO2	Ability to apply Capital Structure Theories, Dividend Decision Models, Calculations of NAV, Entry Load and Exit Load.	PO2 PSO1	15
CO3	Ability to analyze Capital Rationing Problems Risk Analysis in Capital Budgeting	PO2 PSO1	12
CO4	Ability to evaluate Credit Management, measure Returns on Bond, estimate project cash flow	PO4 PSO1	12

Step 3: From the previous table, calculate number of sessions/hours spent on each Program outcome, as follows.

PO	Course Outcomes	Hours Spent on each CO	Total Hours Spent	Total Hours Available in Curriculum	% of Mapping	Mapping Strength
PO1	CO1	11	11	50	22%	1
PO2	CO2, CO3	15+12	27	50	54%	2
PO4	CO4	12	12	50	24%	1
PSO1	CO1, CO2, CO3, CO4	11+15+12+12	50	50	100%	3

Step 4: Use Mapping Strength from the previous table to prepare the CO-PO Matrix as below:

	PO1	PO2	PO4	PSO1
CO1	1	-	-	3
CO2	-	2	-	3
CO3	-	2	-	3
CO4	-	-	1	3

Subject: **Taxation – IV (Indirect Taxes –II)**

Step 1: Decide the CO-PO Correlation level

Relationship	% Attainment	Weightage
Nil	0 %	0
Low	1 to 40%	1
Moderate	41 to 70%	2
High	71 to 100%	3

Step 2: Identify the number of hours spent on each Course Outcome. Also, decide the possible Program Outcomes (PO's) and Program Specific Outcomes (PSO's) mapping with each Course Outcome (CO), as per below table

CO No.	Course Outcomes	Relevant PO's	Total Hours (As per curriculum)
CO1	Ability to define, understand & explain GST and its implications.	PO1 PSO1	10
CO2	Ability to compute GST, Input Tax Credit, Tax Invoices, Credit and Debit notes.	PO2 PSO1	14
CO3	Ability to analyze different Concepts of Supply, Levy and Collection of GST.	PO2 PSO1	12
CO4	Ability to evaluate whether liable for registration under GST.	PO4 PSO1	14

Step 3: From the previous table, calculate number of sessions/hours spent on each Program outcome, as follows.

PO	Course Outcomes	Hours Spent on each CO	Total Hours Spent	Total Hours Available in Curriculum	% of Mapping	Mapping Strength
PO1	CO1	10	10	50	20%	1
PO2	CO2, CO3	14+12	26	50	52%	2
PO4	CO4	14	14	50	28%	1
PSO1	CO1, CO2, CO3, CO4	10+14+12+14	50	50	100%	3

Step 4: Use Mapping Strength from the previous table to prepare the CO-PO Matrix as below:

	PO1	PO2	PO4	PSO1
CO1	1	-	-	3
CO2	-	2	-	3
CO3	-	2	-	3
CO4	-	-	1	3

Subject: **Management Applications**

Step 1: Decide the CO-PO Correlation level

Relationship	% Attainment	Weightage
Nil	0 %	0
Low	1 to 40%	1
Moderate	41 to 70%	2
High	71 to 100%	3

Step 2: Identify the number of hours spent on each Course Outcome. Also, decide the possible Program Outcomes (PO's) and Program Specific Outcomes (PSO's) mapping with each Course Outcome (CO), as per below table

CO No.	Course Outcomes	Relevant PO's	Total Hours (As per curriculum)
CO1	Ability to define, understand & explain the concepts of Marketing, Production, Human Resource and Financial Management	PO1	10
CO2	Ability to analyze the knowledge of 4P'S , Production process, functions of HRM and Financial management	PO2	12
CO3	Ability to examine different techniques used in financial Investments and as well techniques for production management.	PO2	13
CO4	Ability to develop the knowledge related to the practical aspects of Marketing, HR, Production, and Finance by means of case study discussion.	PO4	15

Step 3: From the previous table, calculate number of sessions/hours spent on each Program outcome, as follows.

PO	Course Outcomes	Hours Spent on each CO	Total Hours Spent	Total Hours Available in Curriculum	% of Mapping	Mapping Strength
PO1	CO1	10	10	50	20%	1
PO2	CO2, CO3	12+13	25	50	50%	2
PO4	CO4	15	15	50	30%	1

Step 4: Use Mapping Strength from the previous table to prepare the CO-PO Matrix as below:

	PO1	PO2	PO4
CO1	1	-	-
CO2	-	2	-
CO3	-	2	-
CO4	-	-	1

CO, PO & PSO Mapping for the Odd Semester of Academic Year 2023-24 for the Batch 2021 - 24**TYBAF Sem – V Internal Examination (Marks Out of 25)**

PRN Number	Name of the Student	FIN AC V	FIN AC VI	FIN MG T II	COS T ACC II	TAX IV	MG T II
2021016401756226	ANSARI ISRA ASIF HUSSAIN	11	13	15	10	14	18
2021016401725634	ANSARI KEHKASHAN QADEER	16	13	12	12	15	19
2021016401730747	ANSARI MEHJABEEN MD JAVED	13	15	16	21	18	18
2021016401733057	ANSARI MUZAMMIL AURANGZEB	12	12	19	20	18	17
2020016400422786	ANSARI SARFRAZ ABDUL	19	14	14	13	10	11
2021016401745573	ANSARI UMERA JUBER AHMED	19	21	18	19	22	21
2021016401757253	CHAUDHARY MD ARMAN MD AHMED	15	21	15	12	19	15
021016401751086	CHINDARKAR SHWETA VIVEK	13	18	21	15	19	14
2021016401761332	DUBEY AMAN ANIL	12	22	20	16	18	18
2021016401740026	GAMARE SAGAR SANDIP	10	12	14	12	14	11
2021016401761316	GHADI TANAYA SUBHASH	10	13	12	16	16	13
2021016401750446	GIRBIDE BHUVAN RAJU	11	14	12	12	14	16
2021016401726274	GIRI KHUSHI JOGINDAR	21	20	17	15	20	20
2021016401817005	GUPTA AARTI DEEPCHANDRA	15	15	15	13	17	15
2021016401728385	GUPTA YASH LALMANI	16	21	24	13	22	18
2021016401817013	JADHAV SANGHARSH SUBHASH	18	15	13	19	22	16
2021016401725417	KADAM MANSI MANESH	19	18	15	17	14	16
2021016401731824	KADU YASH SANTOSH	20	16	12	21	20	18
2021016401731832	KANERE KRISHNA SHRIDHAR	17	23	22	23	22	18
2021016401753812	KARGUTKAR RAJ SANDIP	15	18	17	17	16	13
2021016401750574	KATKAR VEDANT VIJAY	10	11	12	11	14	11
2021016401728106	KHAN AKRAM TAHIR	10	13	14	11	20	11
2021016401753603	KHAN ARYAN MIYANOOR	13	20	15	15	19	14
2021016401724936	KHAN JAFEER RAFIQUE	20	22	22	22	20	17
2021016401729783	KHANDAGALE VISHAL SUDHAKAR	16	16	14	11	17	11
2021016401730755	LONDHE ADARSH GANGARAM	12	20	23	21	19	17
2021016401732023	MATAL TUSHAR PRAVIN	13	17	13	16	17	14
2021016401754645	MISHRA KIRTI SHEETLA PRASAD	15	17	14	14	17	16
2021016401726212	NIRMAL NITIN HARICHAND	12	15	16	13	15	12
2021016401745542	PAL ANKUSH BRIJESH	14	12	11	13	11	14
2021016401754781	PANDIT JITENDRA MAHAVIR	11	15	17	20	17	17
2021016401735621	PATIL PRANJAL UDAY	10	17	13	16	20	15
2021016401750013	PATIL PRATHAMESH SANTOSH	19	18	18	22	19	19
2021016401748915	PATIL SANIKA MAHESH	15	17	12	13	14	15
2021016401760023	PAWAR JANHVI GANPAT	14	17	11	13	14	14
2021016401742211	RAJAK ROHIT RAJENDRA	12	20	18	23	20	17
2021016401731147	RAMBADE SRUSHTI SANJAY	17	16	15	23	19	17
2021016401753843	RANE SAKSHI VINAYAK	10	19	16	21	22	16
2021016401733123	RAWOOL VIBHUTI SANDEEP	10	16	10	15	17	12
2021016401752461	SAKPAL PURVA RAVINDRA	18	20	18	22	19	15

2021016401744345	SAYYED ALI ASGAR RAJA MIYA	10	12	10	10	10	14
2021016401762076	SAYYED SAHIL KADARVALI	15	16	15	17	19	18
2021016401754057	SHAIKH AARIFA AMJAD	15	15	12	14	18	11
2021016401746642	SHAIKH AISHA KHATUN GUDDU	10	13	13	12	16	13
2021016401756806	SHAIKH MAHEK RIYAZ	20	19	16	19	22	17
2021016401729744	SHAIKH MAHZABEEN SHAKIL	12	17	13	13	14	16
2021016401752503	SHAIKH MD ASHIR ZAHIRUDDIN	15	18	11	17	18	14
2021016401760851	SHAIKH MD SARFARAZ HUSAIN MD KHALIL	10	15	11	11	17	13
2021016401747282	SHAIKH NASREEN MOHD ASLAM	20	17	15	17	14	17
2021016401763404	SHAIKH RIZWANA WAHID	19	17	15	21	19	18
2021016401762424	SHAIKH SADAF SALIM	18	24	16	15	14	15
2021016401735981	SHAIKH SHABNAM IQBAL	19	15	20	19	19	15
2021016401750582	SHAIKH SUFIYAN SHABBIR	14	18	16	17	21	16
2021016401746255	SHAIKH ZEBA MANSOOR	14	16	14	13	19	16
2021016401763571	SHARMA NIKHIL RAJU	13	14	16	10	16	13
2021016401750597	SHRESTHA AMIT DILIP	10	14	12	14	16	10
2021016401754734	SIDDIQUI MD SHAHID MD HAMID	13	13	13	17	14	13
2021016401749795	SINGH PRASHANT KUMAR GUDDU	16	17	15	15	20	16
2021016401747227	SINGH UJJWAL SWATANTRA	10	15	15	10	20	13
2021016401739994	TELI SHWETA SHANKAR	20	20	22	17	22	17
2021016401761355	TIWARI AACHAL NARENDRA	13	16	15	13	14	17
2021016401740324	TIWARI SUMIT KUMAR ARVIND	10	15	14	12	17	15
2021016401726243	VAZE LATIKA DHARMENDRA	15	19	22	15	20	16
2021016401740154	VISHWAKARMA LAXMIDEVI RAJOLE	14	18	23	22	22	18
2021016401754266	VISHWAKARMA SHWETA DINESH	21	18	20	18	21	18
2021016401750423	YADAV AANCHALDEVI RAMSAGAR	22	16	16	16	21	16
2021016401754533	YADAV AMEET SANTOSH	17	16	18	19	20	16
2021016401761815	YADAV SACHIN RAMAJOR	12	12	14	15	18	14
2021016401736493	YADAV SANDEEPKUMAR SANTOSH	11	19	18	20	20	14
2021016401729984	YADAV SATYENDRA KUMAR RAMTIRATH	16	21	19	22	23	22
2021016401760866	YADAV SHIKHA ASHOK YADAV	14	16	14	19	19	16
2021016401754556	YADAV SHLOK GULAB	15	17	14	15	17	15
2021016401729922	VISHWAKARMA SOHAN RAM KRISHNA	15	13	12	15	16	15
2021016401751941	SINGH ARCHANA ANAND	18	20	19	20	20	14
2021016401730836	MISHRA GAURAV PRAVIN	13	17	18	14	22	16
2021016401754742	SALMANI ANAM JAHA	16	16	15	10	18	18
2021016401744361	SINGH AKASH VINOD	10	12	12	10	14	11
2021016401754073	SHAIKH UROOJ SHAHID	10	13	10	11	16	15
2021016401754065	KHAN AMAN ZAKIR	10	13	10	10	16	18
2021016401735242	SHAIKH MUBARAK HASAN MD ANEES	11	18	14	17	14	13
2021016401755714	SHAIKH ARBAZ AHMED	14	14	19	22	21	18

TYBAF Semester – V Internal Exam (Marks out of 25)	INTERNAL EXAMINATION					
	FIN AC V	FIN AC VI	FIN MGT II	COST ACC II	TAX IV	MGT II
No of students	81	81	81	81	81	81
Maximum mark course wise	25	25	25	25	25	25
Threshold (50%)	12.5	12.5	12.5	12.5	12.5	12.5
No of students above threshold	53	74	63	63	78	71
% of students above threshold	65.43	91.36	77.78	77.78	96.30	87.65
Level	3	3	3	3	3	3

Course Attainment	FIN AC V	FIN AC VI	FIN MGT II	COST ACC II	TAX IV	MGT II
0.25* Internal Examination	0.75	0.75	0.75	0.75	0.75	0.75

The attainment of each course is computed by setting the threshold as 50%

Rubrics are formulated for the assessment of attainment as follows:

If 60% or more students attain the threshold marks	Level 3 (Substantially)
If the number of students attaining the threshold marks is between 50 to 59%	Level 2 (Moderately)
If the number of students attaining the threshold marks is between 40 to 49%	Level 1 (slightly)

CO, PO & PSO Mapping for the Odd Semester of Academic Year 2023-24 for the Batch 2021 - 24**TYBAF Sem – V External Examination (Marks Out of 75)**

PRN Number	Name of the Student	FIN AC V	FI N AC VI	FIN MG T II	COS T ACC II	TAX IV	MG T II
2021016401756226	ANSARI ISRA ASIF HUSSAIN	22	22	44	30	42	30
2021016401725634	ANSARI KEHKASHAN QADEER	56	36	53	11	36	54
2021016401730747	ANSARI MEHJABEEN MD JAVED	43	63	59	44	58	45
2021016401733057	ANSARI MUZAMMIL AURANGZEB	43	16	30	31	52	41
2020016400422786	ANSARI SARFRAZ ABDUL	25	30	45	30	30	33
2021016401745573	ANSARI UMERA JUBER AHMED	53	48	63	44	63	50
2021016401757253	CHAUDHARY MD ARMAN MD AHMED	34	16	44	26	50	34
021016401751086	CHINDARKAR SHWETA VIVEK	57	47	57	33	52	48
2021016401761332	DUBEY AMAN ANIL	31	39	49	38	51	48
2021016401740026	GAMARE SAGAR SANDIP	12	5	33	17	31	18
2021016401761316	GHADI TANAYA SUBHASH	33	21	48	37	45	32
2021016401750446	GIRBIDE BHUVAN RAJU	15	13	40	14	45	34
2021016401726274	GIRI KHUSHI JOGINDAR	48	49	52	62	61	49
2021016401817005	GUPTA AARTI DEEPCHANDRA	38	41	30	4	47	34
2021016401728385	GUPTA YASH LALMANI	62	40	57	56	66	54
2021016401817013	JADHAV SANGHARSH SUBHASH	54	44	54	44	60	41
2021016401725417	KADAM MANSI MANESH	51	39	55	34	49	45
2021016401731824	KADU YASH SANTOSH	52	43	59	30	58	46
2021016401731832	KANERE KRISHNA SHRIDHAR	44	42	48	32	47	42
2021016401753812	KARGUTKAR RAJ SANDIP	52	36	43	35	57	43
2021016401750574	KATKAR VEDANT VIJAY	33	23	34	30	55	31
2021016401728106	KHAN AKRAM TAHIR	40	32	43	22	50	34
2021016401753603	KHAN ARYAN MIYANOR	40	31	52	30	58	39
2021016401724936	KHAN JAFEER RAFIQUE	55	48	44	42	56	57
2021016401729783	KHANDAGALE VISHAL SUDHAKAR	41	15	44	6	38	32
2021016401730755	LONDHE ADARSH GANGARAM	55	47	51	32	65	66
2021016401732023	MATAL TUSHAR PRAVIN	36	21	34	18	48	33
2021016401754645	MISHRA KIRTI SHEETLA PRASAD	57	36	61	31	59	35
2021016401726212	NIRMAL NITIN HARICHAND	41	32	34	31	46	49
2021016401745542	PAL ANKUSH BRIJESH	45	36	38	49	40	38
2021016401754781	PANDIT JITENDRA MAHAVIR	39	48	57	30	55	47
2021016401735621	PATIL PRANJAL UDAY	56	42	44	34	58	41
2021016401750013	PATIL PRATHAMESH SANTOSH	58	37	62	43	57	53
2021016401748915	PATIL SANIKA MAHESH	49	30	37	24	62	42
2021016401760023	PAWAR JANHVI GANPAT	49	34	43	16	53	54
2021016401742211	RAJAK ROHIT RAJENDRA	55	52	64	44	66	41
2021016401731147	RAMBADE SRUSHTI SANJAY	32	33	59	38	63	41
2021016401753843	RANE SAKSHI VINAYAK	50	41	56	44	60	50
2021016401733123	RAWOOL VIBHUTI SANDEEP	43	36	36	30	40	40
2021016401752461	SAKPAL PURVA RAVINDRA	41	37	50	31	52	39

2021016401744345	SAYYED ALI ASGAR RAJA MIYA	40	30	39	23	47	33
2021016401762076	SAYYED SAHIL KADARVALI	43	43	54	30	44	55
2021016401754057	SHAIKH AARIFA AMJAD	30	16	53	48	36	38
2021016401746642	SHAIKH AISHA KHATUN GUDDU	33	30	31	30	45	39
2021016401756806	SHAIKH MAHEK RIYAZ	52	53	50	41	50	39
2021016401729744	SHAIKH MAHZABEEN SHAKIL	33	48	39	22	33	50
2021016401752503	SHAIKH MD ASHIR ZAHIRUDDIN	39	25	57	30	55	45
2021016401760851	SHAIKH MD SARFARAZ HUSAIN MD KHALIL	30	20	37	30	55	44
2021016401747282	SHAIKH NASREEN MOHD ASLAM	57	15	46	43	67	36
2021016401763404	SHAIKH RIZWANA WAHID	42	43	44	45	52	46
2021016401762424	SHAIKH SADAF SALIM	32	30	55	24	43	30
2021016401735981	SHAIKH SHABNAM IQBAL	43	47	44	22	58	33
2021016401750582	SHAIKH SUFIYAN SHABBIR	37	42	58	30	62	43
2021016401746255	SHAIKH ZEBA MANSOOR	40	45	39	19	49	30
2021016401763571	SHARMA NIKHIL RAJU	51	45	49	33	46	43
2021016401750597	SHRESTHA AMIT DILIP	31	30	38	40	61	41
2021016401754734	SIDDIQUI MD SHAHID MD HAMID	45	31	34	30	54	30
2021016401749795	SINGH PRASHANT KUMAR GUDDU	45	39	51	33	43	38
2021016401747227	SINGH UJJWAL SWATANTRA	31	43	44	22	62	44
2021016401739994	TELI SHWETA SHANKAR	49	39	42	36	52	58
2021016401761355	TIWARI AACHAL NARENDRA	51	33	51	36	67	57
2021016401740324	TIWARI SUMIT KUMAR ARVIND	30	26	42	26	41	39
2021016401726243	VAZE LATIKA DHARMENDRA	41	36	59	30	55	33
2021016401740154	VISHWAKARMA LAXMIDEVI RAJOLE	47	47	67	36	62	56
2021016401754266	VISHWAKARMA SHWETA DINESH	48	48	56	44	56	47
2021016401750423	YADAV AANCHALDEVI RAMSAGAR	53	38	36	36	44	35
2021016401754533	YADAV AMEET SANTOSH	43	42	51	30	57	43
2021016401761815	YADAV SACHIN RAMAJOR	26	30	31	23	39	38
2021016401736493	YADAV SANDEEPKUMAR SANTOSH	53	44	45	30	43	47
2021016401729984	YADAV SATYENDRA KUMAR RAMTIRATH	60	50	61	32	65	54
2021016401760866	YADAV SHIKHA ASHOK YADAV	37	19	53	44	44	40
2021016401754556	YADAV SHLOK GULAB	50	48	48	30	44	40
2021016401729922	VISHWAKARMA SOHAN RAM KRISHNA	30	20	36	30	44	31
2021016401751941	SINGH ARCHANA ANAND	42	34	48	30	57	41
2021016401730836	MISHRA GAURAV PRAVIN	54	39	55	24	30	40
2021016401754742	SALMANI ANAM JAHA	30	33	33	15	46	42
2021016401744361	SINGH AKASH VINOD	17	30	39			
2021016401754073	SHAIKH UROOJ SHAHID	19	15	34	16	38	34
2021016401754065	KHAN AMAN ZAKIR	33	13	35	21	47	36
2021016401735242	SHAIKH MUBARAK HASAN MD ANEES	49	42	31	24	43	42
2021016401755714	SHAIKH ARBAZ AHMED	65	52	60	52	48	54

TYBAF Semester – V External Exam (Marks out of 75)	INTERNAL EXAMINATION					
	FIN AC V	FIN AC VI	FIN MGT II	COST ACC II	TAX IV	MGT II
No of students	81	81	81	80	80	80
Maximum mark course wise	75	75	75	75	75	75
Threshold (50%)	37.5	37.5	37.5	37.5	37.5	37.5
No of students above threshold	55	38	63	20	74	57
% of students above threshold	67.90	46.91	77.78	25.00	92.50	71.25
Level	3	1	3	0	3	3

Course Attainment	FIN AC V	FIN AC VI	FIN MGT II	COST ACC II	TAX IV	MGT II
0.75* External Examination	2.25	0.75	2.25	0.00	2.25	2.25

The attainment of each course is computed by setting the threshold as 50%

Rubrics are formulated for the assessment of attainment as follows:

If 60% or more students attain the threshold marks	Level 3 (Substantially)
If the number of students attaining the threshold marks is between 50 to 59%	Level 2 (Moderately)
If the number of students attaining the threshold marks is between 40 to 49%	Level 1 (slightly)

Total Course Attainment for TYBAF Semester – V

Course Attainment	FIN AC V	FIN AC VI	FIN MGT II	COST ACC II	TAX IV	MGT II
0.25* Internal Examination	0.75	0.75	0.75	0.75	0.75	0.75
0.75* Semester End Examination	2.25	0.75	2.25	0.00	2.25	2.25
Total Course Attainment = 0.25* Internal Examination + 0.75* Semester End Examination	3.00	1.50	3.00	0.75	3.00	3.00

CO – PO Mapping TYBAF Sem – V

Course Code:	C501	
Subject Code	UBAFFSV.1	
Subject Name	FINANCIAL ACCOUNTING V	
Faculty Name	Miss. Hasina Panwar	
Course Outcomes		
C501.1	CO1	Ability to define and interpret concepts of underwriting of shares and debenture, buy back of shares, Amalgamation and external reconstruction and Liquidation of Companies
C501.2	CO2	Ability to solve problems of Underwriting of shares and debentures, computation relating to maximum permissible buyback, internal reconstruction.
C501.3	CO3	Ability to prepare financial statement of companies after amalgamation, buyback of shares , balance sheet after internal reconstruction and liquidators' statement
C501.4	CO4	Ability to evaluate maximum permissible buyback, Underwriting of shares and debentures, amalgamation, internal reconstruction and liquidation of companies

Course Outcomes	Program Outcomes					PSOs		
	PO1	PO2	PO3	PO4	PO5	PSO1	PSO2	PSO3
CO1	1.00	-	-	-	-	3.00	-	
CO2	-	3.00	-	-	-	3.00	-	
CO3	-	3.00	-	-	-	3.00	-	
CO4	-	3.00		-	-	3.00	-	
Expected PO (Average)	1.00	3.00				3.00		
Actual PO	1.00	3.00				3.00		

Course Code:	C502	
Subject Code	UBAFFSV.2	
Subject Name	FINANCIAL ACCOUNTING VI	
Faculty Name	Miss. Deepa Pal	
Course Outcomes		
C502.1	CO1	Ability to understand and apply theory of banking company, Insurance company, non-banking financial company, Valuation of shares and goodwill and accounting for Limited Liability Partnership
C502.2	CO2	Ability to prepare Final Accounts of Banking and Insurance Company
C502.3	CO3	Ability to analyze, classify and prepare statement of Non – banking Financial Company and conversion of partnership business into Limited Liability Partnership
C502.4	CO4	Ability to determine value of shares and goodwill

Course Outcomes	Program Outcomes					PSOs		
	PO1	PO2	PO3	PO4	PO5	PSO1	PSO2	PSO4
CO1	1.00	-	-	-	-	3.00	-	-
CO2	-	2.00	-	-	-	-	-	
CO3	-	2.00	-	-	-	3.00	-	
CO4	-	-	-	1.00	-	3.00	-	
Expected PO (Average)	1.00	2.00		1.00		3.00		
Actual PO	0.50	1.00		0.50		1.50		

Course Code:	C503	
Subject Code	UBAFFSV.3	
Subject Name	COST ACCOUNTING - III	
Faculty Name	Mr. Nassir Usmani	
Course Outcomes		
C503.1	CO1	Ability to define, understand & explain for Uniform costing, Operating costing Activity Based Costing.
C503.2	CO2	Ability to solve practical problems based on
		1) Uniform Costing and Inter-Firm Comparison
		2) Integrated System and Non- integrated System of Accounts.
		3) Operating Costing , 4) Process Costing, 5) ABC Analysis
C503.3	CO3	Ability to analyze cost drivers, Work in progress and Equivalent production (FIFO Method and Weighted Average Method).
C503.4	CO4	Ability to evaluate cost structure of costing of hospitals, hotels, goods and passengers transport service

Course Outcomes	Program Outcomes					PSOs		
	PO1	PO2	PO3	PO4	PO5	PSO1	PSO2	PSO3
CO1	1.00	-	-	-	-	3.00	-	-
CO2	-	2.00	-	-	-	3.00	-	-
CO3	-	2.00	-	-	-	3.00	-	-
CO4	-	-	-	1.00	-	3.00	-	-
Expected PO (Average)	1.00	2.00		1.00		3.00		
Actual PO	1.00	2.00		1.00		3.00		

Course Code:	C504	
Subject Code	UBAFFSV.4	
Subject Name	FINANCIAL MANAGEMENT II	
Faculty Name	Miss. Kulsum Khan	
Course Outcomes		
C504.1	CO1	Ability to define, understand & explain Strategic Financial Management, NPV, Benefit Cost Ratio, Internal Rate of Return, Modified Internal Rate of Return, Payback period, Discounted Payback Period and ARR.
C504.3	CO3	Ability to apply Capital Structure Theories, Dividend Decision Models, Calculations of NAV, Entry Load and Exit Load.
C504.4	CO4	Ability to analyze Capital Rationing Problems Risk Analysis in Capital Budgeting
C504.5	CO5	Ability to evaluate Credit Management, measure Returns on Bond, estimate project cash flow

Course Outcomes	Program Outcomes					PSOs		
	PO1	PO2	PO3	PO4	PO5	PSO1	PSO2	PSO3
CO1	1.00	-	-	-	-		3.00	-
CO2	-	2.00	-	-	-		3.00	
CO3	-	2.00	-	-	-		3.00	
CO4	-	-	-	1.00	-		3.00	
Expected PO (Average)	1.00	2.00	-	1.00			3.00	
Actual PO	0.25	0.50		0.25			0.75	

Course Code:	C505	
Subject Code	UNAFFSV.5	
Subject Name	TAXATION - IV	
Faculty Name	Miss. Kuratul Ain Shaikh	
Course Outcomes		
C505.1	CO1	Ability to define, understand & explain GST and its implications.
C505.2	CO2	Ability to compute GST, Input Tax Credit, Tax Invoices, Credit and Debit notes.
C505.3	CO3	Ability to analyze different Concepts of Supply, Levy and Collection of GST.
C505.4	CO4	Ability to evaluate whether liable for registration under GST.

Course Outcomes	Program Outcomes					PSOs		
	PO1	PO2	PO3	PO4	PO5	PSO1	PSO2	PSO3
CO1	1.00	-	-	-	-	3.00		-
CO2	-	2.00	-	-	-	3.00		
CO3	-	2.00	-	-	-	3.00		
CO4	-	-	-	1.00	-	3.00		
Expected PO (Average)	1.00	2.00		1.00		3.00		
Actual PO	1.00	2.00		1.00		3.00		

Course Code:	C506	
Subject Code	UBAFFSV.6	
Subject Name	MANAGEMENT - II	
Faculty Name	Mrs. Suraiya Shaikh	
Course Outcomes		
C506.1	CO1	Ability to define, understand & explain the concepts of Marketing, Production, Human Resource and Financial Management
C506.2	CO2	Ability to analyze the knowledge of 4P'S , Production process, functions of HRM and Financial management
C506.3	CO3	Ability to examine different techniques used in financial Investments and as well techniques for production management.
C506.4	CO4	Ability to develop the knowledge related to the practical aspects of Marketing, HR, Production, and Finance by means of case study discussion.

Course Outcomes	Program Outcomes					PSOs		
	PO1	PO2	PO3	PO4	PO5	PSO1	PSO2	PSO4
CO1	1.00	-	-	-	-			-
CO2	-	2.00	-	-	-			-
CO3	-	2.00	-	-	-			-
CO4	-		-	1.00	-			-
Expected PO (Average)	1.00	2.00	-	1.00				-
Actual PO	1.00	2.00	-	1.00				-

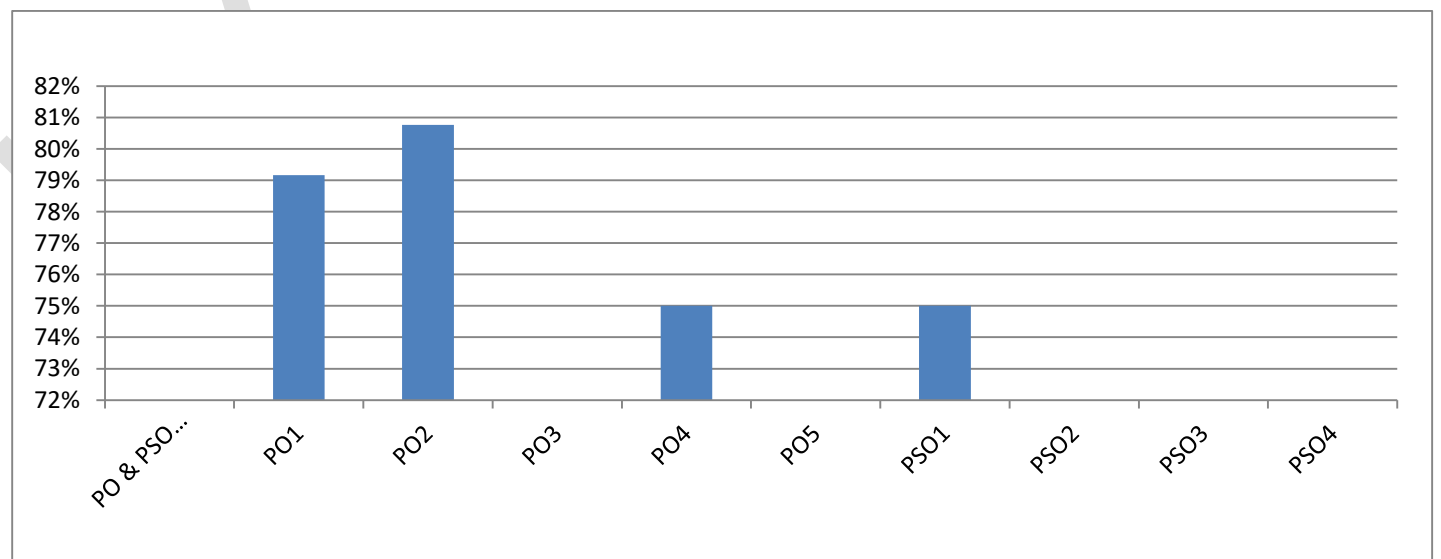
Semester - V									
EXPECTED PO & PSO									
	PO1	PO2	PO3	PO4	PO5	PSO1	PSO2	PSO3	PSO4
Financial Accounting - V	1	3	-	-	-	3	-	-	-
Financial Accounting - VI	1	2	-	1	-	3	-	-	-
Cost Accounting – III	1	2	-	1	-	3	-	-	-
Financial Management - II	1	2	-	1	-	3	-	-	-
Taxation – IV	1	2	-	1	-	3	-	-	-
Management – II	1	2	-	1	-	-	-	-	-
Expected PO (Average)	1.0	2.1667	-	1	-	3	-	-	-

ACTUAL PO & PSO ATTAINMENT									
	PO1	PO2	PO3	PO4	PO5	PSO1	PSO2	PSO3	PSO4
Financial Accounting - V	1	3	-	-	-	3	-	-	-
Financial Accounting - VI	0.50	1.00		0.50		1.50	-	-	-
Cost Accounting – III	1.00	2.00		1.00		3.00	-	-	-
Financial Management - II	0.25	0.50		0.50		0.75	-	-	-
Taxation – IV	1	2	-	1	-	3	-	-	-
Management – II	1	2	-	1	-	-	-	-	-
ACTUAL PO & PSO ATTAINMENT	0.7917	1.75	-	0.75	-	2.25	-	-	-

% PO ATTAINMENT	=	$\frac{\text{Actual PO}}{\text{Expected PO}} \times 100$
------------------------	---	--

FINAL PO & PSO ATTAINMENT									
	PO1	PO2	PO3	PO4	PO5	PSO1	PSO2	PSO3	PSO4
EXPECTED PO	1.0	2.1667	-	1	-	3	-	-	-
ACTUAL PO	0.7917	1.75	-	0.75	-	2.25	-	-	-
ATTAINMENT %	79.17	80.77	-	75.00		75.00	-	-	-

PO & PSO ATTAINMENT %	PO1	PO2	PO3	PO4	PO5	PSO1	PSO2	PSO3	PSO4
		79%	81%	-	75%		75%	-	-





Government of Maharashtra
Ismail Yusuf College of Arts, Science and Commerce,
Jogeshwari (East), Mumbai 400 060

Tel No. (Office) 022-28352881

Tele-Fax (Principal) 022-28202188

Course Outcomes

B.Com in Accounting & Finance (BAF)

Third Year B. A. F. Semester – VI Academic Year 2023 – 24

Subject: **Financial Accounting VII**

Step 1: Decide the CO-PO Correlation level

Relationship	% Attainment	Weightage
Nil	0 %	0
Low	1 to 40%	1
Moderate	41 to 70%	2
High	71 to 100%	3

Step 2: Identify the number of hours spent on each Course Outcome. Also, decide the possible Program Outcomes (PO's) and Program Specific Outcomes (PSO's) mapping with each Course Outcome (CO), as per below table

CO No.	Course Outcomes	Relevant PO's	Total Hours (As per curriculum)
CO1	Ability to remember and apply theory of IFRS and accounting standards, mutual funds, Accounts of Electricity Company and Final Accounts of Co-operative Society	PO1 PSO1 PSO3	11
CO2	Ability to solve problems based on Final Accounts of Electricity Company and Final Accounts of Co-operative Society	PO2 PSO1	13
CO3	Ability to analyze investment accounting in shares and debentures and accounting of Electricity Company and Financial Accounts of Co-operative Society	PO2 PSO1	14
CO4	Ability to evaluate investment related to shares and debentures, accounting of mutual fund and accounts of electricity company and accounts of Co-operative Society	PO4 PSO1	12

Step 3: From the previous table, calculate number of sessions/hours spent on each Program outcome, as follows.

PO	Course Outcomes	Hours Spent on each CO	Total Hours Spent	Total Hours Available in Curriculum	% of Mapping	Mapping Strength
PO1	CO1	11	11	50	22%	1
PO2	CO2, CO3	13+14	27	50	54%	2
PO4	CO4	12	12	50	24%	1
PSO1	CO1, CO2, CO3, CO4	11+13+14+12	50	50	100%	3
PSO3	CO1	11	11	50	22%	1

Step 4: Use Mapping Strength from the previous table to prepare the CO-PO Matrix as below:

	PO1	PO2	PO4	PSO1	PSO3
CO1	1	-	-	3	1
CO2	-	2	-	3	-
CO3	-	2	-	3	-
CO4	-	-	1	3	-

Subject: **Financial Management –III**

Step 1: Decide the CO-PO Correlation level

Relationship	% Attainment	Weightage
Nil	0 %	0
Low	1 to 40%	1
Moderate	41 to 70%	2
High	71 to 100%	3

Step 2: Identify the number of hours spent on each Course Outcome. Also, decide the possible Program Outcomes (PO's) and Program Specific Outcomes (PSO's) mapping with each Course Outcome (CO), as per below table

CO No.	Course Outcomes	Relevant PO's	Total Hours (As per curriculum)
CO1	Ability to define, understand & explain Conceptual Framework of Valuation, Approaches of Valuation, Basic modes of acquiring another firm, Corporate Restructuring and Takeovers, Types of Leases & Working Capital financing	PO1 PSO1	09
CO2	Ability to solve Problems based on Factoring and calculations of yield of CP's and CD's, problems on Corporate Restructuring	PO2 PSO1	14
CO3	Ability to analyze Cash flows of a finance lease & hire purchase lease and Choice between Leasing and Hire Purchase	PO2 PSO1	13
CO4	Ability to analyze Cash flows of a finance lease & hire purchase lease and Choice between Leasing and Hire Purchase	PO4 PSO1	14

Step 3: From the previous table, calculate number of sessions/hours spent on each Program outcome, as follows.

PO	Course Outcomes	Hours Spent on each CO	Total Hours Spent	Total Hours Available in Curriculum	% of Mapping	Mapping Strength
PO1	CO1	09	09	50	18%	1
PO2	CO2, CO3	13+14	27	50	54%	2
PO4	CO4	14	14	50	28%	1
PSO1	CO1, CO2, CO3, CO4	09+14+13+14	50	50	100%	3

Step 4: Use Mapping Strength from the previous table to prepare the CO-PO Matrix as below:

	PO1	PO2	PO4	PSO1
CO1	1	-	-	3
CO2	-	2	-	3
CO3	-	2	-	3
CO4	-	-	1	3

Subject: **Cost Accounting – IV**

Step 1: Decide the CO-PO Correlation level

Relationship	% Attainment	Weightage
Nil	0 %	0
Low	1 to 40%	1
Moderate	41 to 70%	2
High	71 to 100%	3

Step 2: Identify the number of hours spent on each Course Outcome. Also, decide the possible Program Outcomes (PO's) and Program Specific Outcomes (PSO's) mapping with each Course Outcome (CO), as per below table

CO No.	Course Outcomes	Relevant PO's	Total Hours (As per curriculum)
CO1	Ability to define, understand & explain Budgeting and Budgetary Control, Absorption Costing and Marginal Costing, Cost Volume and Profit, Managerial Decision Making, Standard Costing.	PO1 PSO1	10
CO2	Ability to prepare flexible and functional budgets and calculate different types of variances and marginal costing.	PO2 PSO1	13
CO3	Ability to analyze Break even analysis meaning and graphic presentation, Margin of safety.	PO2 PSO1	13
CO4	Ability to analyze Break even analysis meaning and graphic presentation, Margin of safety.	PO4 PSO1	14

Step 3: From the previous table, calculate number of sessions/hours spent on each Program outcome, as follows.

PO	Course Outcomes	Hours Spent on each CO	Total Hours Spent	Total Hours Available in Curriculum	% of Mapping	Mapping Strength
PO1	CO1	10	10	50	20%	1
PO2	CO2, CO3	13+13	26	50	52%	2
PO4	CO4	14	14	50	28%	1
PSO1	CO1, CO2, CO3, CO4	10+13+13+14	50	50	100%	3

Step 4: Use Mapping Strength from the previous table to prepare the CO-PO Matrix as below:

	PO1	PO2	PO4	PSO1
CO1	1	-	-	3
CO2	-	2	-	3
CO3	-	2	-	3
CO4	-	-	1	3

Subject: **Indirect Taxes – III**

Step 1: Decide the CO-PO Correlation level

Relationship	% Attainment	Weightage
Nil	0 %	0
Low	1 to 40%	1
Moderate	41 to 70%	2
High	71 to 100%	3

Step 2: Identify the number of hours spent on each Course Outcome. Also, decide the possible Program Outcomes (PO's) and Program Specific Outcomes (PSO's) mapping with each Course Outcome (CO), as per below table

CO No.	Course Outcomes	Relevant PO's	Total Hours (As per curriculum)
CO1	Ability to define, understand & explain Returns, Accounts, Audit, Assessment and Records, Custom Act, Foreign Trade Policy	PO1 PSO1	09
CO2	Ability to compute Tax under GST, Returns, Duty drawback & Customs, valuation of exported & imported Goods.	PO2 PSO1	13
CO3	Ability to analyze Payment of Tax and Refunds, classify imported and export Goods..	PO2 PSO1	13
CO4	Ability to evaluate Export Promotion Capital Goods Scheme, EOU, STP, BTP and EHTP scheme.	PO4 PSO1	15

Step 3: From the previous table, calculate number of sessions/hours spent on each Program outcome, as follows.

PO	Course Outcomes	Hours Spent on each CO	Total Hours Spent	Total Hours Available in Curriculum	% of Mapping	Mapping Strength
PO1	CO1	09	09	50	18%	1
PO2	CO2, CO3	13+13	26	50	52%	2
PO4	CO4	15	15	50	30%	1
PSO1	CO1, CO2, CO3, CO4	09+13+13+15	50	50	100%	3

Step 4: Use Mapping Strength from the previous table to prepare the CO-PO Matrix as below:

	PO1	PO2	PO4	PSO1
CO1	1	-	-	3
CO2	-	2	-	3
CO3	-	2	-	3
CO4	-	-	1	3

Subject: **Indian Economy**

Step 1: Decide the CO-PO Correlation level

Relationship	% Attainment	Weightage
Nil	0 %	0
Low	1 to 40%	1
Moderate	41 to 70%	2
High	71 to 100%	3

Step 2: Identify the number of hours spent on each Course Outcome. Also, decide the possible Program Outcomes (PO's) and Program Specific Outcomes (PSO's) mapping with each Course Outcome (CO), as per below table

CO No.	Course Outcomes	Relevant PO's	Total Hours (As per curriculum)
CO1	Ability to Define, Recall, Describe Various Sectors such as agricultural, Industrial, Service and External.	PO1	08
CO2	Ability to explain, understand, summarize and compare the concepts of Demography of India, Various sectors, Technological Changes in Agriculture, Pattern of industrialization India, International organizations, Money Market.	PO1 PO2	10
CO3	Ability to examine Problems of various sectors, Performance of Industrial sector, Role of FDI in development.	PO2	10
CO4	Ability to analyze, categories, classifies unemployment, Industrial Sector, Service Sector, functions of SEBI.	PO2 PO4	11
CO5	Ability to evaluate, recommend measures, forecast problems of agricultural sector, Industrial sector and other sectors.	PO2 PO4	11

Step 3: From the previous table, calculate number of sessions/hours spent on each Program outcome, as follows.

PO	Course Outcomes	Hours Spent on each CO	Total Hours Spent	Total Hours Available in Curriculum	% of Mapping	Mapping Strength
PO1	CO1, CO2	08+10	18	50	36%	2
PO2	CO2, CO3, CO4, CO5	10+10+11+11	42	50	84%	3
PO4	CO4, CO5	11+11	22	50	44%	2

Step 4: Use Mapping Strength from the previous table to prepare the CO-PO Matrix as below:

	PO1	PO2	PO4
CO1	2	-	-
CO2	2	3	-
CO3	-	3	-
CO4	-	3	2
CO5		3	2

Subject: **Project**

Step 1: Decide the CO-PO Correlation level

Relationship	% Attainment	Weightage
Nil	0 %	0
Low	1 to 40%	1
Moderate	41 to 70%	2
High	71 to 100%	3

Step 2: Identify the number of hours spent on each Course Outcome. Also, decide the possible Program Outcomes (PO's) and Program Specific Outcomes (PSO's) mapping with each Course Outcome (CO), as per below table

CO No.	Course Outcomes	Relevant PO's	Total Hours (As per curriculum)
CO1	Ability to define, understand & explain the concepts of research and interpret a particular aspect of a study	PO1 PSO2	09
CO2	Ability to apply selected tools or techniques to arrive at findings and present graphs based on the information collected through different techniques	PO2 PSO2	14
CO3	Ability to analyze the collected data	PO2 PSO2	14
CO4	Ability to recommend and suggest the findings of the work to validate the objectives and hypothesis.	PO5 PSO2	10

Step 3: From the previous table, calculate number of sessions/hours spent on each Program outcome, as follows.

PO	Course Outcomes	Hours Spent on each CO	Total Hours Spent	Total Hours Available in Curriculum	% of Mapping	Mapping Strength
PO1	CO1	09	09	50	18%	1
PO2	CO2, CO3	14+14	28	50	56%	2
PO5	CO4	10	10	50	20%	1
PSO2	CO1, CO2, CO3, CO4	09+14+14+10	50	50	100%	3

Step 4: Use Mapping Strength from the previous table to prepare the CO-PO Matrix as below:

	PO1	PO2	PO5	PSO2
CO1	1	-	-	3
CO2	-	2	-	3
CO3	-	2	-	3
CO4	-	-	1	3

CO, PO & PSO Mapping for the Even Semester of Academic Year 2023-24 for the Batch 2021 - 24**TYBAF Sem – VI Internal Examination (Marks Out of 25)**

PRN Number	Name of the Student	FIN AC VII	COST ACC IV	FIN MGT III	TAX V	Eco III	Proj ect
2021016401756226	ANSARI ISRA ASIF HUSSAIN	10	10	13	15	16	16
2021016401725634	ANSARI KEHKASHAN QADEER	10	10	14	16	19	18
2021016401730747	ANSARI MEHJABEEN MD JAVED	10	19	13	16	16	16
2021016401733057	ANSARI MUZAMMIL AURANGZEB	10	13	20	19	19	18
2020016400422786	ANSARI SARFRAZ ABDUL	10	12	12	14	14	17
2021016401745573	ANSARI UMERA JUBER AHMED	14	19	23	22	18	20
2021016401757253	CHAUDHARY MD ARMAN MD AHMED	10	15	22	16	14	18
021016401751086	CHINDARKAR SHWETA VIVEK	12	16	19	16	16	15
2021016401761332	DUBEY AMAN ANIL	19	13	20	16	15	18
2021016401740026	GAMARE SAGAR SANDIP	10	10	14	13	10	18
2021016401761316	GHADI TANAYA SUBHASH	10	15	19	16	13	16
2021016401750446	GIRBIDE BHUVAN RAJU						
2021016401726274	GIRI KHUSHI JOGINDAR	19	20	20	19	19	20
2021016401817005	GUPTA AARTI DEEPCHANDRA	18	13	15	19	15	18
2021016401728385	GUPTA YASH LALMANI	24	21	22	22	20	21
2021016401817013	JADHAV SANGHARSH SUBHASH	21	21	19	20	18	19
2021016401725417	KADAM MANSI MANESH	13	15	17	19	17	15
2021016401731824	KADU YASH SANTOSH	19	21	11	18	17	15
2021016401731832	KANERE KRISHNA SHRIDHAR	17	21	22	20	13	22
2021016401753812	KARGUTKAR RAJ SANDIP	20	19	13	19	15	19
2021016401750574	KATKAR VEDANT VIJAY	10	14	11	14	10	15
2021016401728106	KHAN AKRAM TAHIR	10	13	14	17	10	18
2021016401753603	KHAN ARYAN MIYANOR	12	19	12	17	12	18
2021016401724936	KHAN JAFEER RAFIQUE	19	14	24	21	17	20
2021016401729783	KHANDAGALE VISHAL SUDHAKAR	17	10	12	18	15	15
2021016401730755	LONDHE ADARSH GANGARAM	21	22	20	22	18	21
2021016401732023	MATAL TUSHAR PRAVIN	10	10	16	14	15	22
2021016401754645	MISHRA KIRTI SHEETLA PRASAD	17	10	16	16	18	20
2021016401726212	NIRMAL NITIN HARICHAND	10	10	19	17	15	18
2021016401745542	PAL ANKUSH BRIJESH	14	12	18	17	18	19
2021016401754781	PANDIT JITENDRA MAHAVIR	17	16	14	15	17	18
2021016401735621	PATIL PRANJAL UDAY	10	12	11	17	17	18
2021016401750013	PATIL PRATHAMESH SANTOSH	20	20	19	19	17	21
2021016401748915	PATIL SANIKA MAHESH	13	19	17	21	16	17
2021016401760023	PAWAR JANHVI GANPAT	20	18	18	17	19	18
2021016401742211	RAJAK ROHIT RAJENDRA	16	21	17	21	17	18
2021016401731147	RAMBADE SRUSHTI SANJAY	14	17	15	22	20	15
2021016401753843	RANE SAKSHI VINAYAK	14	22	14	19	15	18
2021016401733123	RAWOOL VIBHUTI SANDEEP	14	22	15	16	13	18
2021016401752461	SAKPAL PURVA RAVINDRA	17	21	16	19	14	21
2021016401744345	SAYYED ALI ASGAR RAJA MIYA	10	10	12	17	15	18

2021016401762076	SAYYED SAHIL KADARVALI	15	17	15	22	17	20
2021016401754057	SHAIKH AARIFA AMJAD	10	14	14	12	12	20
2021016401746642	SHAIKH AISHA KHATUN GUDDU	10	12	22	15	17	20
2021016401756806	SHAIKH MAHEK RIYAZ	21	16	23	18	16	22
2021016401729744	SHAIKH MAHZABEEN SHAKIL	17	16	15	15	10	18
2021016401752503	SHAIKH MD ASHIR ZAHIRUDDIN	16	15	21	17	11	20
2021016401760851	SHAIKH MD SARFARAZ HUSAIN MD KHALIL	10	15	13	15	13	18
2021016401747282	SHAIKH NASREEN MOHD ASLAM	10	14	13	17	15	21
2021016401763404	SHAIKH RIZWANA WAHID	14	17	19	17	12	23
2021016401762424	SHAIKH SADAF SALIM	11	10	14	18	15	15
2021016401735981	SHAIKH SHABNAM IQBAL	15	17	23	18	10	18
2021016401750582	SHAIKH SUFIYAN SHABBIR	10	17	20	16	14	20
2021016401746255	SHAIKH ZEBI MANSOOR	10	15	15	17	11	18
2021016401763571	SHARMA NIKHIL RAJU	15	14	15	15	12	20
2021016401750597	SHRESTHA AMIT DILIP	10	13	12	17	10	19
2021016401754734	SIDDIQUI MD SHAHID MD HAMID	10	16	12	18	12	18
2021016401749795	SINGH PRASHANT GUDDU	15	13	15	16	16	18
2021016401747227	SINGH UJJWAL SWATANTRA	10	13	15	18	14	16
2021016401739994	TELI SHWETA SHANKAR	19	12	23	22	18	20
2021016401761355	TIWARI AACHAL NARENDRA	10	16	16	17	16	21
2021016401740324	TIWARI SUMIT KUMAR ARVIND	10	10	19	15	15	20
2021016401726243	VAZE LATIKA DHARMENDRA	19	19	16	16	10	18
2021016401740154	VISHWAKARMA LAXMIDEVI RAJOLE	23	17	22	21	18	20
2021016401754266	VISHWAKARMA SHWETA DINESH	22	17	21	20	14	18
2021016401750423	YADAV AANCHALDEVI RAMSAGAR	23	16	18	20	13	18
2021016401754533	YADAV AMEET SANTOSH	23	17	15	19	15	16
2021016401761815	YADAV SACHIN RAMAJOR	10	10	15	15	12	13
2021016401736493	YADAV SANDEEPKUMAR SANTOSH	18	10	14	16	13	20
2021016401729984	YADAV SATYENDRA RAMTIRATH	18	17	21	21	17	21
2021016401760866	YADAV SHIKHA ASHOK YADAV	10	10	14	15	14	18
2021016401754556	YADAV SHLOK GULAB	10	16	18	21	16	20
2021016401729922	VISHWAKARMA SOHAN RAM KRISHNA	17	17	15	17	15	18
2021016401751941	SINGH ARCHANA ANAND	21	16	19	20	14	22
2021016401730836	MISHRA GAURAV PRAVIN	10	18	15	14	15	20
2021016401754742	SALMANI ANAM JAHA	10	12	13	15	16	18
2021016401744361	SINGH AKASH VINOD	10	12	10	15	12	16
2021016401754073	SHAIKH UROOJ SHAHID	10	14	12	13	11	18
2021016401754065	KHAN AMAN ZAKIR	10	15	13	17	13	16
2021016401735242	SHAIKH MUBARAK HASAN MD ANEES	12	12	13	15	11	19
2021016401755714	SHAIKH ARBAZ AHMED	17	18	16	20	17	20

TYBAF Semester – VI Internal Exam (Marks out of 25)	INTERNAL EXAMINATION					
	FIN AC VII	COST ACC IV	FIN MGT III	TAX V	Eco III	Project
No of students	81	81	81	81	81	81
Maximum mark course wise	25	25	25	25	25	25
Threshold (50%)	12.5	12.5	12.5	12.5	12.5	12.5
No of students above threshold	53	74	63	63	78	71
% of students above threshold	65.43	91.36	77.78	77.78	96.30	87.65
Level	3	3	3	3	3	3

Course Attainment	FIN AC VII	COST ACC IV	FIN MGT III	TAX V	Eco III	Project
0.25* Internal Examination	0.75	0.75	0.75	0.75	0.75	0.75

The attainment of each course is computed by setting the threshold as 50%

Rubrics are formulated for the assessment of attainment as follows:

If 60% or more students attain the threshold marks	Level 3 (Substantially)
If the number of students attaining the threshold marks is between 50 to 59%	Level 2 (Moderately)
If the number of students attaining the threshold marks is between 40 to 49%	Level 1 (slightly)

CO, PO & PSO Mapping for the Even Semester of Academic Year 2023-24 for the Batch 2021 - 24
TYBAF Sem – VI External Examination (Marks Out of 75)

PRN Number	Name of the Student	FIN AC VII	COST ACC IV	FIN MGT III	TAX V	Eco III	Project
2021016401756226	ANSARI ISRA ASIF HUSSAIN	53	40	35	30	30	72
2021016401725634	ANSARI KEHKASHAN QADEER	21	51	30	20	43	67
2021016401730747	ANSARI MEHJABEEN MD JAVED	59	56	59	54	36	68
2021016401733057	ANSARI MUZAMMIL AURANGZEB	35	35	38	33	47	70
2020016400422786	ANSARI SARFRAZ ABDUL	21	23	16	30	36	65
2021016401745573	ANSARI UMERA JUBER AHMED	46	49	54	60	56	70
2021016401757253	CHAUDHARY MD ARMAN MD AHMED	37	30	35	40	32	68
021016401751086	CHINDARKAR SHWETA VIVEK	59	44	53	66	41	70
2021016401761332	DUBEY AMAN ANIL	39	47	52	47	35	69
2021016401740026	GAMARE SAGAR SANDIP	31	17	18	24	41	62
2021016401761316	GHADI TANAYA SUBHASH	17	51	25	51	32	60
2021016401750446	GIRBIDE BHUVAN RAJU						
2021016401726274	GIRI KHUSHI JOGINDAR	40	70	36	64	43	69
2021016401817005	GUPTA AARTI DEEPCHANDRA	30	42	18	53	36	63
2021016401728385	GUPTA YASH LALMANI	49	59	57	74	61	70
2021016401817013	JADHAV SANGHARSH SUBHASH	47	70	41	35	44	66
2021016401725417	KADAM MANSI MANESH	54	41	32	46	37	66
2021016401731824	KADU YASH SANTOSH	37	64	40	47	37	68
2021016401731832	KANERE KRISHNA SHRIDHAR	67	53	54	54	64	71
2021016401753812	KARGUTKAR RAJ SANDIP	46	68	40	35	39	65
2021016401750574	KATKAR VEDANT VIJAY	40	25	40	34	30	63
2021016401728106	KHAN AKRAM TAHIR	47	36	30	43	30	60
2021016401753603	KHAN ARYAN MIYANOR	46	50	53	43	30	69
2021016401724936	KHAN JAFEER RAFIQUE	56	38	59	50	34	58
2021016401729783	KHANDAGALE VISHAL SUDHAKAR	31	38	40	32	22	68
2021016401730755	LONDHE ADARSH GANGARAM	48	60	61	67	54	70
2021016401732023	MATAL TUSHAR PRAVIN	25	39	20	62	38	68
2021016401754645	MISHRA KIRTI SHEETLA PRASAD	37	41	43	30	41	66
2021016401726212	NIRMAL NITIN HARICHAND	23	55	47	42	40	56
2021016401745542	PAL ANKUSH BRIJESH	30	31	23	35	33	55
2021016401754781	PANDIT JITENDRA MAHAVIR	47	70	54	50	37	64
2021016401735621	PATIL PRANJAL UDAY	51	38	42	56	49	68
2021016401750013	PATIL PRATHAMESH SANTOSH	52	67	47	63	46	68
2021016401748915	PATIL SANIKA MAHESH	47	45	42	54	42	67
2021016401760023	PAWAR JANHVI GANPAT	57	42	51	31	48	53
2021016401742211	RAJAK ROHIT RAJENDRA	54	50	56	50	44	60
2021016401731147	RAMBADE SRUSHTI SANJAY	43	38	41	36	38	52
2021016401753843	RANE SAKSHI VINAYAK	55	52	45	54	50	64
2021016401733123	RAWOOL VIBHUTI SANDEEP	38	42	35	40	30	62
2021016401752461	SAKPAL PURVA RAVINDRA	42	56	38	46	34	52

2021016401744345	SAYYED ALI ASGAR RAJA MIYA	33	30	30	37	25	63
2021016401762076	SAYYED SAHIL KADARVALI	47	66	42	46	48	50
2021016401754057	SHAIKH AARIFA AMJAD	31	30	30	33	32	63
2021016401746642	SHAIKH AISHA KHATUN GUDDU	35	56	31	44	48	60
2021016401756806	SHAIKH MAHEK RIYAZ	58	70	48	62	38	65
2021016401729744	SHAIKH MAHZABEEN SHAKIL	17	51	33	50	39	64
2021016401752503	SHAIKH MD ASHIR ZAHIRUDDIN	40	52	32	45	37	63
2021016401760851	SHAIKH MD SARFARAZ HUSAIN MD KHALIL	41	30	31	51	30	61
2021016401747282	SHAIKH NASREEN MOHD ASLAM	30	33	37	38	52	63
2021016401763404	SHAIKH RIZWANA WAHID	30	54	63	54	45	68
2021016401762424	SHAIKH SADAF SALIM	40	33	24	49	41	63
2021016401735981	SHAIKH SHABNAM IQBAL	38	47	53	56	37	60
2021016401750582	SHAIKH SUFIYAN SHABBIR	47	54	63	45	36	58
2021016401746255	SHAIKH ZEBI MANSOOR	38	62	30	61	37	60
2021016401763571	SHARMA NIKHIL RAJU	37	42	51	55	35	67
2021016401750597	SHRESTHA AMIT DILIP	48	52	44	40	37	70
2021016401754734	SIDDIQUI MD SHAHID MD HAMID	31	43	33	47	32	65
2021016401749795	SINGH PRASHANT KUMAR GUDDU	20	35	49	41	55	62
2021016401747227	SINGH UJJWAL SWATANTRA	25	41	35	56	51	63
2021016401739994	TELI SHWETA SHANKAR	41	58	66	50	59	64
2021016401761355	TIWARI AACHAL NARENDRA	44	42	44	45	41	62
2021016401740324	TIWARI SUMIT KUMAR ARVIND	66	32	25	42	41	57
2021016401726243	VAZE LATIKA DHARMENDRA	51	45	32	35	41	56
2021016401740154	VISHWAKARMA LAXMIDEVI RAJOLE	44	57	63	35	49	61
2021016401754266	VISHWAKARMA SHWETA DINESH	41	55	42	52	39	56
2021016401750423	YADAV AANCHALDEVI RAMSAGAR	40	30	42	40	38	54
2021016401754533	YADAV AMEET SANTOSH	39	45	45	47	39	60
2021016401761815	YADAV SACHIN RAMAJOR						
2021016401736493	YADAV SANDEEPKUMAR SANTOSH	42	53	38	54	34	52
2021016401729984	YADAV SATYENDRA KUMAR RAMTIRATH	43	31	54	58	56	63
2021016401760866	YADAV SHIKHA ASHOK YADAV	38	37	20	48	37	54
2021016401754556	YADAV SHLOK GULAB	32	44	63	50	41	57
2021016401729922	VISHWAKARMA SOHAN RAM KRISHNA	35	48	35	54	43	55
2021016401751941	SINGH ARCHANA ANAND	30	61	37	66	47	60
2021016401730836	MISHRA GAURAV PRAVIN	39	46	36	45	38	54
2021016401754742	SALMANI ANAM JAHA	30	30	38	31	41	63
2021016401744361	SINGH AKASH VINOD	17	5	20	47	30	60
2021016401754073	SHAIKH UROOJ SHAHID	10	36	20	42	40	60
2021016401754065	KHAN AMAN ZAKIR	31	41	30	46	35	55
2021016401735242	SHAIKH MUBARAK HASAN MD ANEES	38	32	21	49	30	62
2021016401755714	SHAIKH ARBAZ AHMED	58	46	57	58	57	52

TYBAF Semester – VI External Exam (Marks out of 75)	EXTERNAL EXAMINATION					
	FIN AC VII	COST ACC IV	FIN MGT III	TAX V	Eco III	Project
No of students	79	79	79	79	79	79
Maximum mark course wise	75	75	75	75	75	75
Threshold (50%)	37.5	37.5	37.5	37.5	37.5	37.5
No of students above threshold	49	58	45	61	46	79
% of students above threshold	62.03	73.42	56.96	77.22	58.23	100.00
Level	3	3	2	3	2	3

Course Attainment	FIN AC VII	COST ACC IV	FIN MGT III	TAX V	Eco III	Project
0.75* External Examination	2.25	2.25	1.50	2.25	1.50	2.25

The attainment of each course is computed by setting the threshold as 50%

Rubrics are formulated for the assessment of attainment as follows:

If 60% or more students attain the threshold marks	Level 3 (Substantially)
If the number of students attaining the threshold marks is between 50 to 59%	Level 2 (Moderately)
If the number of students attaining the threshold marks is between 40 to 49%	Level 1 (slightly)

Total Course Attainment for TYBAF Semester – VI

Course Attainment	FIN AC VII	COST ACC IV	FIN MGT III	TAX V	Eco III	Project
0.25* Internal Examination	0.75	0.75	0.75	0.75	0.75	0.75
0.75* Semester End Examination	2.25	2.25	1.50	2.25	1.50	2.25
Total Course Attainment = 0.25* Internal Examination + 0.75* Semester End Examination	3.00	3.00	2.25	3.00	3.00	3.00

CO – PO Mapping TYBAF Sem – VI

Course Code:	C601	
Subject Code	UBAFFSVI.1	
Subject Name	FINANCIAL ACCOUNTING VII	
Faculty Name	Miss. Hasina Panwar	
Course Outcomes		
C601.1	CO1	Ability to remember and apply theory of IFRS and accounting standards, mutual funds, Accounts of Electricity Company and Final Accounts of Co-operative Society
C601.2	CO2	Ability to solve problems based on Final Accounts of Electricity Company and Final Accounts of Co-operative Society
C601.3	CO3	Ability to analyze investment accounting in shares and debentures and accounting of Electricity Company and Financial Accounts of Co-operative Society
C601.4	CO4	Ability to evaluate investment related to shares and debentures, accounting of mutual fund and accounts of electricity company and accounts of Co-operative Society

Course Outcomes	Program Outcomes					PSOs		
	PO1	PO2	PO3	PO4	PO5	PSO1	PSO2	PSO3
CO1	1.00	-	-	-	-	3.00	-	1.00
CO2	-	2.00	-	-	-	3.00	-	
CO3	-	2.00	-	-	-	3.00	-	
CO4	-	-		1.00	-	3.00	-	
Expected PO (Average)	1.00	2.00		1.00		3.00		1.00
Actual PO	1.00	2.00		1.00		3.00		1.00

Course Code:	C602	
Subject Code	UBAFFSVI.2	
Subject Name	COST ACCOUNTING - IV	
Faculty Name	Mr. Nassir Usmani	
Course Outcomes		
C602.1	CO1	Ability to define, understand & explain Budgeting and Budgetary Control, Absorption Costing and Marginal Costing, Cost Volume and Profit, Managerial Decision Making, Standard Costing.
C602.2	CO2	Ability to prepare flexible and functional budgets and calculate different types of variances and marginal costing.
C602.3	CO3	Ability to analyze Break even analysis meaning and graphic presentation, Margin of safety.
C602.4	CO4	Ability to analyze Break even analysis meaning and graphic presentation, Margin of safety.

Course Outcomes	Program Outcomes					PSOs		
	PO1	PO2	PO3	PO4	PO5	PSO1	PSO2	PSO4
CO1	1.00	-	-	-	-	3.00	-	-
CO2	-	2.00	-	-	-	3.00	-	
CO3	-	2.00	-	-	-	3.00	-	
CO4	-	-		1.00	-	3.00	-	
Expected PO (Average)	1.00	2.00		1.00		3.00		
Actual PO	1.00	2.00		1.00		3.00		

Course Code:	C603	
Subject Code	UBAFFSVI.3	
Subject Name	FINANCIAL MANAGEMENT III	
Faculty Name	Miss. Kulsum Khan	
Course Outcomes		
C603.1	CO1	Ability to define, understand & explain Conceptual Framework of Valuation, Approaches of Valuation, Basic modes of acquiring another firm, Corporate Restructuring and Takeovers, Types of Leases & Working Capital financing
C603.2	CO2	Ability to solve Problems based on Factoring and calculations of yield of CP's and CD's, problems on Corporate Restructuring
C603.3	CO3	Ability to analyze Cash flows of a finance lease & hire purchase lease and Choice between Leasing and Hire Purchase
C603.4	CO4	Ability to analyze Cash flows of a finance lease & hire purchase lease and Choice between Leasing and Hire Purchase

Course Outcomes	Program Outcomes					PSOs		
	PO1	PO2	PO3	PO4	PO5	PSO1	PSO2	PSO3
CO1	1.00	-	-	-	-	3.00	-	-
CO2	-	2.00	-	-	-	3.00	-	-
CO3	-	2.00	-	-	-	3.00	-	-
CO4	-	-	-	1.00	-	3.00	-	-
Expected PO (Average)	1.00	2.00	-	1.00	-	3.00	-	-
Actual PO	0.75	1.50	-	0.75	-	2.25	-	-

Course Code:	C604	
Subject Code	UBAFFSVI.4	
Subject Name	TAXATION - V	
Faculty Name	Miss. Kuratul Ain Shaikh	
Course Outcomes		
C604.1	CO1	Ability to define, understand & explain Returns, Accounts, Audit, Assessment and Records, Custom Act, Foreign Trade Policy
C604.2	CO2	Ability to compute Tax under GST, Returns, Duty drawback & Customs, valuation of exported & imported Goods.
C604.3	CO3	Ability to analyze Payment of Tax and Refunds, classify imported and export Goods..
C604.4	CO4	Ability to evaluate Export Promotion Capital Goods Scheme, EOU, STP, BTP and EHTP scheme.

Course Outcomes	Program Outcomes					PSOs		
	PO1	PO2	PO3	PO4	PO5	PSO1	PSO2	PSO3
CO1	1.00	-	-	-	-	3.00	-	-
CO2	-	2.00	-	-	-	3.00	-	-
CO3	-	2.00	-	-	-	3.00	-	-
CO4	-	-	-	1.00	-	3.00	-	-
Expected PO (Average)	1.00	2.00	-	1.00	-	3.00	-	-
Actual PO	1.00	2.00	-	1.00	-	3.00	-	-

Course Code:	C605	
Subject Code	UNAFFSVI.5	
Subject Name	INDIAN ECONOMY	
Faculty Name	Mr. Rajdeep Kamble	
Course Outcomes		
C605.1	CO1	Ability to Define, Recall, Describe Various Sectors such as agricultural, Industrial, Service and External.
C605.2	CO2	Ability to explain, understand, summarize and compare the concepts of Demography of India, Various sectors, Technological Changes in Agriculture, Pattern of industrialization India, International organizations, Money Market.
C605.3	CO3	Ability to examine Problems of various sectors, Performance of Industrial sector, Role of FDI in development.
C605.4	CO4	Ability to analyze, categories, classifies unemployment, Industrial Sector, Service Sector, functions of SEBI.
C605.5	CO5	Ability to evaluate, recommend measures, forecast problems of agricultural sector, Industrial sector and other sectors.

Course Outcomes	Program Outcomes					PSOs		
	PO1	PO2	PO3	PO4	PO5	PSO1	PSO2	PSO3
CO1	2.00		-	-	-			-
CO2	2.00	3.00	-	-	-			
CO3	-	3.00	-		-			
CO4	-	3.00	-	2.00	-			
CO5		3.00		2.00				
Expected PO (Average)	2.00	3.00		2.00				
Actual PO	2.00	3.00		2.00				

Course Code:	C606	
Subject Code	UBAFFSVI.6	
Subject Name	PROJECT - II	
Faculty Name	Mr. Rajdeep Kamble	
Course Outcomes		
C606.1	CO1	Ability to define, understand & explain the concepts of research and interpret a particular aspect of a study
C606.2	CO2	Ability to apply selected tools or techniques to arrive at findings and present graphs based on the information collected through different techniques
C606.3	CO3	Ability to analyze the collected data
C606.4	CO4	Ability to recommend and suggest the findings of the work to validate the objectives and hypothesis.

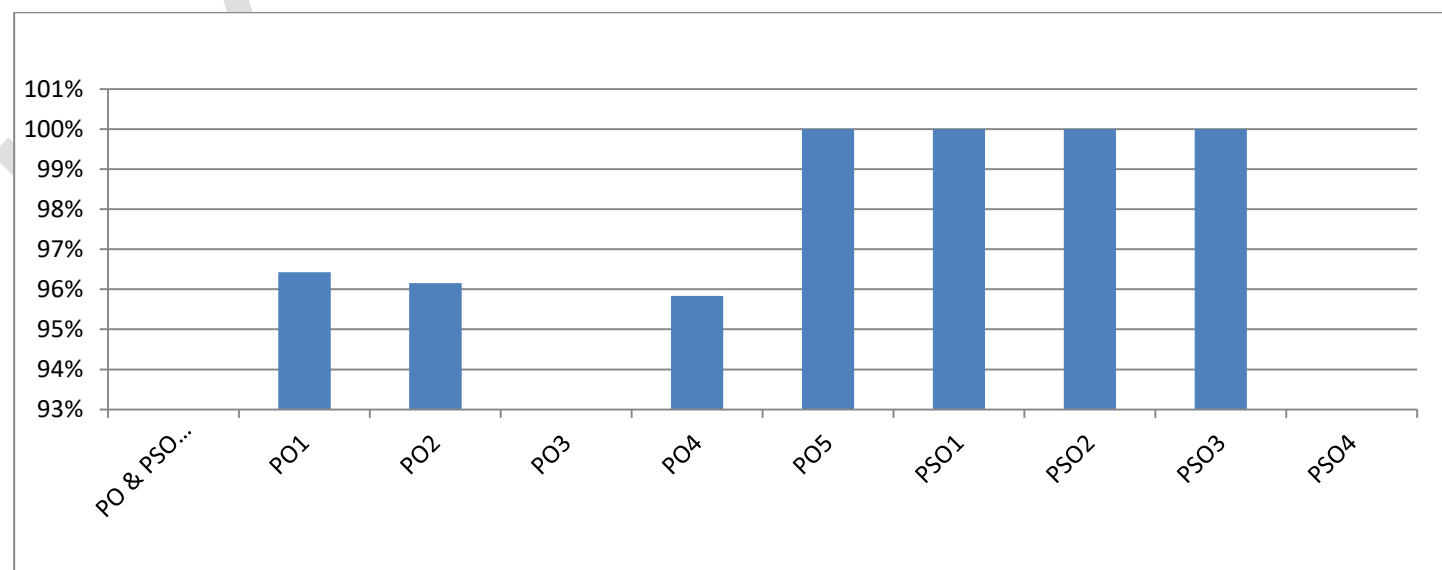
Course Outcomes	Program Outcomes					PSOs		
	PO1	PO2	PO3	PO4	PO5	PSO1	PSO2	PSO3
CO1	1.00	-	-	-	-		3.00	-
CO2	-	2.00	-	-	-		3.00	-
CO3	-	2.00	-	-	-		3.00	-
CO4	-		-		1.00		3.00	-
Expected PO (Average)	1.00	2.00	-		1.00		3.00	-
Actual PO	1.00	2.00	-		1.00		3.00	-

Semester - VI									
EXPECTED PO & PSO									
	PO1	PO2	PO3	PO4	PO5	PSO1	PSO2	PSO3	PSO4
Financial Accounting - VII	1	2	-	1	-	3	-	1	-
Cost Accounting – IV	1	2	-	1	-	3	-	-	-
Financial Management – III	1	2	-	1	-	3	-	-	-
TAXES - V	1	2	-	1	-	3	-	-	-
INDIAN ECONOMY	2	3	-	2	-	-	-	-	-
PROJECT – II	1	2	-	-	1	-	3	-	-
Expected PO (Average)	1.6667	2.1667	-	1.2	1	3	3	1	-

ACTUAL PO & PSO ATTAINMENT									
	PO1	PO2	PO3	PO4	PO5	PSO1	PSO2	PSO3	PSO4
Financial Accounting - VII	1.00	2.00		1.00		3.00		1.00	
Cost Accounting – IV	1	2	-	1	-	3	-	-	-
Financial Management – III	0.75	1.50		0.75		2.25	-	-	-
TAXES - V	1.00	2.00		1.00		3.00	-	-	-
INDIAN ECONOMY	2.00	3.00		2.00	-	-	-	-	-
PROJECT – II	1.00	2.00			1.00		3.00	-	
ACTUAL PO & PSO ATTAINMENT	1.125	2.0833		1.15	1	2.8125	3	1	

% PO ATTAINMENT	=	$\frac{\text{Actual PO}}{\text{Expected PO}} \times 100$
------------------------	---	--

FINAL PO & PSO ATTAINMENT									
	PO1	PO2	PO3	PO4	PO5	PSO1	PSO2	PSO3	PSO4
EXPECTED PO	1.6667	2.1667	-	1.2	1	3	3	1	-
ACTUAL PO	1.125	2.0833		1.15	1	2.8125	3	1	-
ATTAINMENT %	96.43	96.15		95.83	100.00	93.75	100.00	100.00	-
PO & PSO ATTAINMENT %	96%	96%	-	96%	100%	94%	100%	100%	-



Summary of CO – PO Attainment

EXPECTED PO & PSO ATTAINMENT									
	PO1	PO2	PO3	PO4	PO5	PSO1	PSO2	PSO3	PSO4
Semester – I									
Financial Acc - I	1	2	1	-	-	3	-	2	-
Cost Accounting - I	1	2		1	-	3	-	-	-
Financial Management	1	2		1	-	3	-	-	-
Business Communication - I	1	2	1	-	-	-	3	-	-
Business Economics - I	1	2	1	-	-	-	-	-	-
Business Environment	1	2	1	-	-	-	-	-	3
Foundation Course - I	1	3	3	3	2	-	-	-	-
Semester – II									
Financial Accounting - II	1	2	-	1	-	3	-	-	-
Auditing	1	1	1	1	-	3	-	-	1
Business Mathematics	1	2	1	-	-	-	-	-	-
Business Communication - II	1	1	1	1	-	-	3	-	-
Business Law	1	1	-	2	-	-	-	-	-
IFS	1	1	-	2	-	3	-	-	-
Foundation Course - II	1	3	3	3	3	-	-	-	-
Semester – III									
Financial Accounting - III	1	2	1	-	-	3	-	-	-
Cost Accounting - II	1	2	-	1	-	3	-	-	-
Taxation-II	1	2	-	1	-	3	-	-	-
Business Law-II	2	1	-	1	-	-	-	-	-
Economics-II	1	3	1	-	-	-	-	-	-
IT in Accountancy-I	1	2	-	1	-	-	3	-	-
FC in (Fin Market Operations)	1	2	1	-	-	3	-	-	-
Semester – IV									
Financial Accounting - IV	1	2	1	-	-	3	-	1	-
Management Accounting - II	1	2	-	1	-	3	-	-	1
Taxation-III	1	2	-	1	-	3	-	-	-
IT in Accountancy-II	1	2	-	1	-	-	3	-	-
Business Law-III	2	2	-	-	-	-	-	-	-
FC in Management	1	1	1	1	-	-	-	-	-
Research Meth in Acc & Fin	1	2	-	-	1	-	3	-	-

	PO1	PO2	PO3	PO4	PO5	PSO1	PSO2	PSO3	PSO4
Semester – V									
Financial Accounting - V	1	3	-	-	-	3	-	-	-
Financial Accounting - VI	1	2	-	1	-	3	-	-	-
Cost Accounting – III	1	2	-	1	-	3	-	-	-
Financial Management - II	1	2	-	1	-	3	-	-	-
Taxation – IV	1	2	-	1	-	3	-	-	-
Management – II	1	2	-	1	-	-	-	-	-
Semester – VI									
Financial Accounting - VII	1	2	-	1	-	3	-	1	-
Cost Accounting – IV	1	2	-	1	-	3	-	-	-
Financial Management – III	1	2	-	1	-	3	-	-	-
TAXES - V	1	2	-	1	-	3	-	-	-
INDIAN ECONOMY	2	3	-	2	-	-	-	-	-
PROJECT – II	1	2	-	-	1	-	3	-	-
EXPECTED PO & PSO ATTAINMENT (Average)	1.075	1.98	1.29	1.26	1.75	3.00	3.00	1.33	1.667

ACTUAL PO & PSO ATTAINMENT									
	PO1	PO2	PO3	PO4	PO5	PSO1	PSO2	PSO3	PSO4
Semester – I									
Financial Acc - I	0.42	0.83	0.42			1.25		0.83	-
Cost Accounting - I	1.00	2.00		1.00		3.00	-	-	-
Financial Management	1.00	2.00		1.00		3.00	-	-	-
Business Communication - I	1.00	2.00	1.00				3.00	-	-
Business Economics - I	0.75	1.50	0.75	-	-	-	-	-	-
Business Environment	1.00	2.00	1.00	-	-	-	-	-	3.00
Foundation Course - I	1.00	3.00	3.00	3.00	2.00	-	-	-	-
Semester – II									
Financial Accounting - II	0.25	0.50		0.25		0.75			-
Auditing	0.25	0.25	0.25	0.25		0.75	-	-	0.25
Business Mathematics	0.25	0.50	0.25				-	-	-
Business Communication - II	1.00	1.00	1.00	1.00			3.00	-	-
Business Law	0.75	0.75		1.50	-	-	-	-	-
IFS	0.50	0.50		1.00		1.50	-	-	-
Foundation Course - II	0.75	2.25	2.25	2.25	2.25	-	-	-	-
Semester – III									
Financial Accounting - III	1.00	2.00	1.00			3.00			-
Cost Accounting - II	1.00	2.00		1.00		3.00	-	-	-
Taxation-II	1.00	2.00		1.00		3.00	-	-	-
Business Law-II	1.00	0.50		0.50				-	-
Economics-II	0.33	1.00	0.33		-	-	-	-	-
IT in Accountancy-I	0.25	0.50		0.25			0.75	-	-
FC in (Fin Market Operations)	0.25	0.50	0.25			0.75	-	-	-
Semester – IV									
Financial Accounting - IV	0.75	1.50	0.75			2.25		0.75	
Management Accounting - II	1.00	2.00		1.00		3.00	-	-	1
Taxation-III	1.00	2.00		1.00		3.00	-	-	-
IT in Accountancy-II	0.75	1.50		0.75			2.25	-	-
Business Law-III	0.50	0.50			-	-	-	-	-
FC in Management	0.25	0.25	0.25	0.25				-	-
Research Meth in Acc & Fin	0.75	1.50			0.75		2.25	-	-

	PO1	PO2	PO3	PO4	PO5	PSO1	PSO2	PSO3	PSO4
Semester – V									
Financial Accounting - V	1	3	-	-	-	3	-	-	-
Financial Accounting - VI	0.50	1.00		0.50		1.50	-	-	-
Cost Accounting – III	1.00	2.00		1.00		3.00	-	-	-
Financial Management - II	0.25	0.50		0.50		0.75	-	-	-
Taxation – IV	1	2	-	1	-	3	-	-	-
Management – II	1	2	-	1	-	-	-	-	-
Semester – VI									
Financial Accounting - VII	1.00	2.00		1.00		3.00		1.00	
Cost Accounting – IV	1	2	-	1	-	3	-	-	-
Financial Management – III	0.75	1.50		0.75		2.25	-	-	-
TAXES - V	1.00	2.00		1.00		3.00		-	-
INDIAN ECONOMY	2.00	3.00		2.00	-	-	-	-	-
PROJECT – II	1.00	2.00			1.00		3.00	-	
ACTUAL PO & PSO ATTAINMENT (Average)	0.78	1.50	0.89	0.98	1.50	2.20	2.38	0.86	1.42

% PO ATTAINMENT	=	Actual PO	x	100
		Expected PO		

FINAL PO & PSO ATTAINMENT									
	PO1	PO2	PO3	PO4	PO5	PSO1	PSO2	PSO3	PSO4
EXPECTED PO	1.075	1.98	1.29	1.26	1.75	3.00	3.00	1.33	1.667
ACTUAL PO	0.78	1.50	0.89	0.98	1.50	2.20	2.38	0.86	1.42
ATTAINMENT %	72.67	75.74	69.44	77.94	85.71	73.48	79.17	64.58	85.00
PO & PSO ATTAINMENT %	PO1	PO2	PO3	PO4	PO5	PSO1	PSO2	PSO3	PSO4
	73%	76%	69%	78%	86%	73%	79%	65%	85%

