



Government of Maharashtra

Ismail Yusuf College of Arts, Science and Commerce

NAAC 'A' Grade

Jogeshwari (East), Mumbai 400 060

GUIDELINES FOR ONLINE ATKT APPLICATION

**TO APPLY FOR ONLINE ATKT APPLICATION PLEASE REFER TO THE STEPS
MENTIONED BELOW .**

2nd February 2024

IMPORTANT NOTICE

A.T.K.T. EXAMINATION FEBRUARY / MARCH 2024

The Students of Arts, Science, Commerce and Self Finance Courses who have to appear for A.T.K.T. examination of semester 1,2,3 and 4 are hereby informed to fill online form.

Fees to be paid for A.T.K.T. exam.

- One Subject - 294/-
- Two Subjects - 536/-
- Three & More subjects - 1145/-

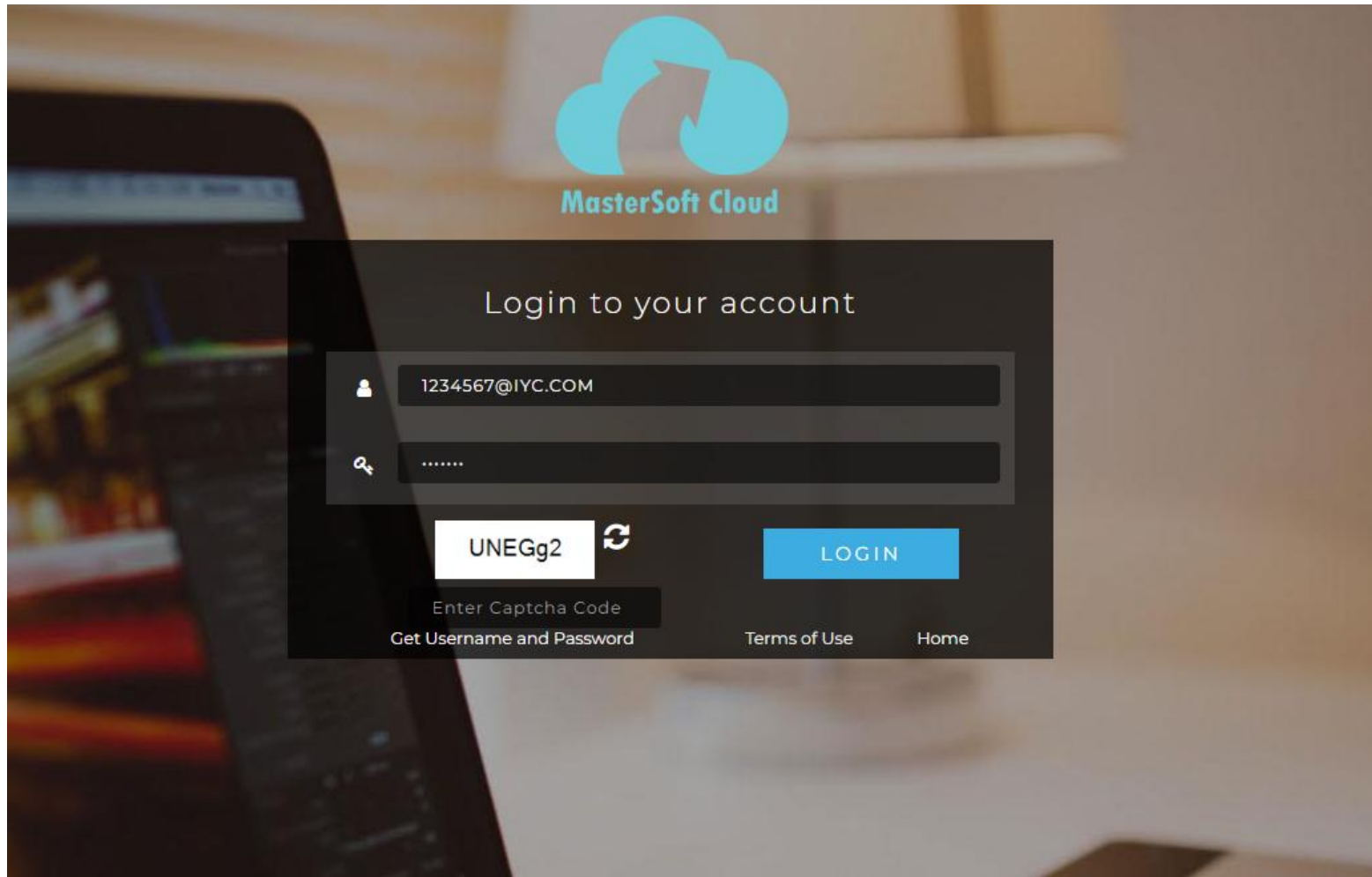
A.T.K.T. Forms will be started from **05th February 2024**

Students having A.T.K.T in different semester need to pay separately for each semester

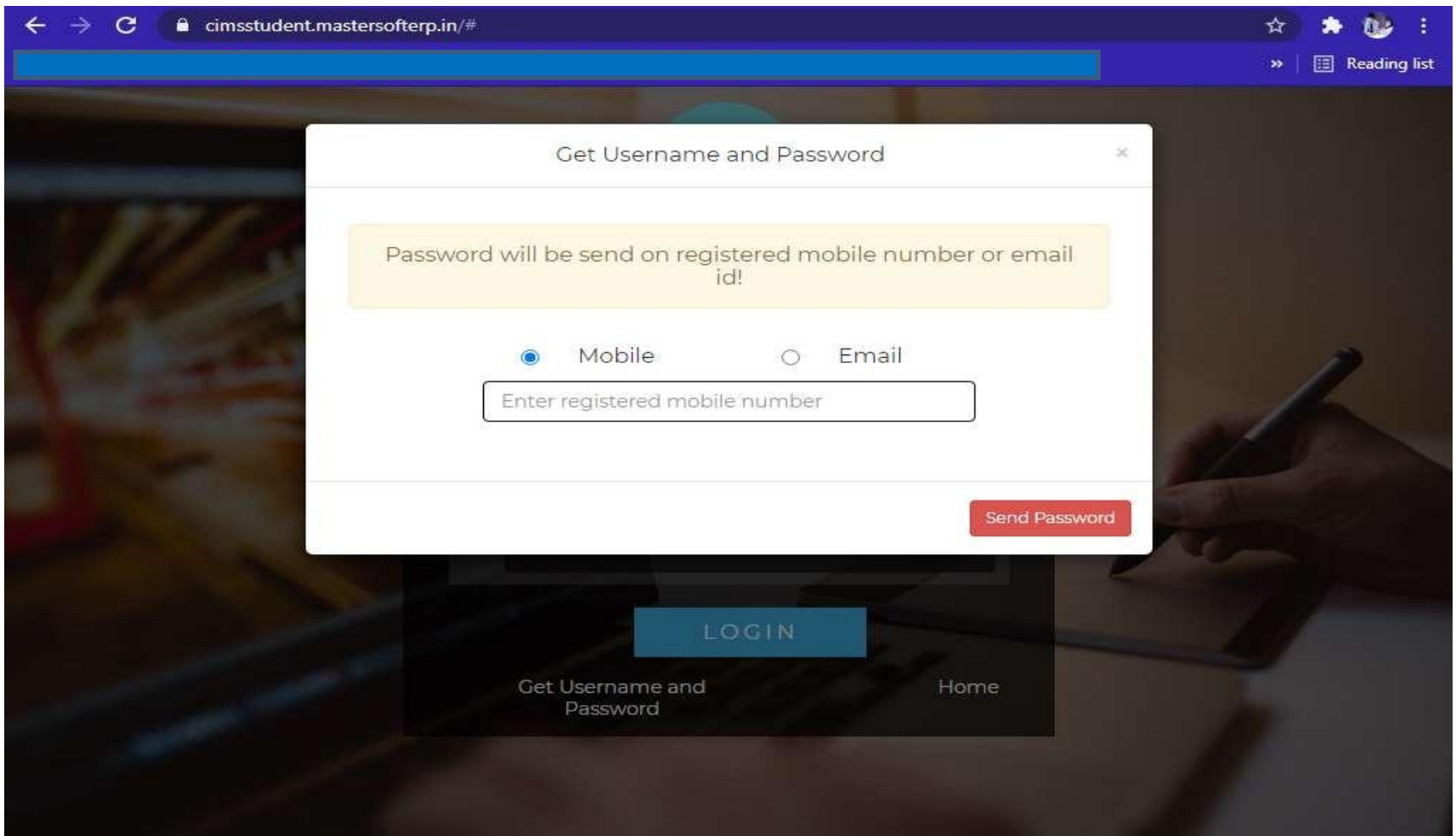
Last date for filling A.T.K.T Exam form and payment of fees is **15th February 2024.**

NOTE : Fees should be paid in [FeePayr.com](https://www.feepayr.com) .

- **Step 1:** Please go to **<https://cimsstudent.mastersofterp.in/>**



- **Step 2:** Please click on **Get username and password** and enter your registered **mobile number** and if mobile no is not registered than contact admin office.
- **Step 3:** You will get an SMS stating your username and password.



➤ **Step 3:** Please login with your credentials and you will see your user profile.

The screenshot displays a student dashboard with a dark sidebar navigation menu on the left. The main content area features a 'Semester Wise Result' chart showing 'No Data' and an 'Important Notice' panel with three items: 'Fees Reminder', 'ITLE Announcement', and 'Workshop'. The 'Fees Reminder' states that fees of Rs.900.00 for TOURISM AND TRAVEL MANAGEMENT SEM-I are outstanding. The 'Workshop' announcement mentions a series of workshops on Entrepreneurship organized by the Ruia cell for Innovation, Incubation & Entrepreneurship (RCIIE).

Navigation Menu:

- Dashboard
- Profile
- Attendance
- ITLE / E-Learning
- Student Section
- Examination
- Fees Receipt
- Feedback
- Online Registration

Semester Wise Result:

Percentage

1.0

0.5

0.0

-0.5

-1.0

No Data

Year/Semester

Important Notice:

- Fees Reminder** - Your fees of Rs.900.00 /- for TOURISM AND TRAVEL MANAGEMENT SEM-I is outstanding. Please pay!
- ITLE Announcement**
- Workshop :**
All the students are required to note that the College is organising a series of workshops on *Entrepreneurship* under banner of *Ruia cell for Innovation, Incubation & Entrepreneurship (RCIIE)* on

- **Step 4:** Click on Examination-----> APPLY FOR ATKT SUBJECT.
 1. SELECT COURSE
 2. SELECT EXAM SESSION
 3. CLICK ON CALCULATE AMOUNT
 4. CLICK ON APPLY FOR SUBJECT
- **Step 5:** Select Course and Exam Session. Backlog Subject for that Semester will List down and select the Subjects for which you want to apply and Click on Submit to Apply.
Once Applied then click on **PAY NOW** button to the necessary Payment.

ATKT Student Subject Fee

Course * B.COM SEM 3 Exam Session * ATKT - OCT / NOV 2021

Calculate Amount Apply For Subject Pay Now Report Cancel

Subject List

	SUBJECT NAME	SUBJECT TYPE	SUBJECT PATTERN
<input checked="" type="checkbox"/>	BUSINESS LAW-I	Theory	EXTERNAL
<input checked="" type="checkbox"/>	FOUNDATION COURSE-III	Theory	INTERNAL
<input checked="" type="checkbox"/>	MANAGEMENT ACCOUNTING	Theory	EXTERNAL

Total Amount: 513.00

Applied Subject History List

SUBJECT NAME	SUBJECT TYPE	SUBJECT PATTERN	APPLIED DATE	EXAM SESSION
ACCOUNTS AND FINANCIAL MANAGEMENT- III	Theory	EXTERNAL	02/09/2021	ATKT - OCT / NOV 2021
COMMERCE-III	Theory	EXTERNAL	02/09/2021	ATKT - OCT / NOV 2021
BUSINESS ECONOMICS-III	Theory	EXTERNAL	02/09/2021	ATKT - OCT / NOV 2021

- **Step 6:** After clicking on **PAY NOW** button you will be redirected to **Feepayr.com** Select the institute type as college and enter the registered mobile number and click on send OTP.



The screenshot displays the Feepayr website interface. At the top center is the Feepayr logo with the tagline "Pay Fees Anytime, Anywhere". On the right side, there are vertical navigation buttons: "Get a Quote" (green) and "Customer Care" (blue). The main content area features a promotional message: "Start Using Feepayr NOW! Best online fee collection platform for educational campuses. Because of Covid 19, payment gateway and Bank servers have very heavy load. In case you experience a slow response, please try again after some time. For best experience, please try between 6 pm to 11 pm. - Team Feepayr & Payment gateways". A central form titled "Step 1 / 3" is highlighted, containing a "Pay Fees" button, a "Manage Fees" button, a dropdown menu for "Institute Type" (set to "Please select"), radio buttons for "Mobile" and "Email", a text input field for "Enter registered mobile number", and a prominent blue "Send OTP" button. The footer includes social media icons for Facebook, Twitter, LinkedIn, Google+, and Email, along with links for "About", "Blog", and "Contact", and a copyright notice: "Copyright © Feepayr 2018."

- **Step 7:** You will see amount which is to be paid for each semester. Click on Pay Now Tab.



Online

- ₹ Make Payment >
- 📊 Fees Budget >
- 🕒 Payment History >

My Information

📄 Student Id

📄 Education
TYBA 6 SEMESTER

📄 Mobile No.

✉ Email Id
@gmail.cc

📞 Parent's Mobile No.

Pay Fees Online Payment Attempt History

Note : Payment will be reflected within 24 hours after making online payment!


Note : If Payment is not reflected on portal within 24 hours, Click on Requery button and verify

ACTION	FEES TYPE	COURSE	TOTAL BALANCE	CURRENT APPLICABLE	DUE DATE
<input checked="" type="checkbox"/>	Other/Misc Fee	SYBA 3 SEMESTER	400	400.00	NA
TOTAL PAYABLE				400.00	

[📄 Fees Det](#) [📄 Requery](#) [📄 Pay Now](#)

Note : For any payment transaction related issues, please contact the College/School authorities. You can refer to your College/Sch

Step 8: Finally, click on Proceed to Payment and you will be redirected to Payment Gateway portal.

feepayr 
Pay Fees Anytime, Anywhere

Home Power

Online

- ₹ Make Payment
- 📊 Fees Budget
- 🕒 Payment History

My Information

Student Id

Education
TYBA 6 SEMESTER

Mobile No.

Email Id @gmail.c

Parent's Mobile No.

Pay Fees Online Payment Attempt History

FEES TYPE	FEES
Other/Misc Fee	400

How much you want to pay?

Balance Fees

[Proceed to Payment](#) [Back](#)

Note : Please wait for 24 hours to do next payment!

Note : For any payment transaction related issues, please contact the College/School authorities. You can refer to your College/S

< GO BACK

Amount to be paid

₹1,000

Inclusive of Convenience Charge + GST ▼

PAY INSTANTLY USING QR CODE

Scan QR code using Paytm or your preferred UPI app



For the best experience, scan the QR using the latest version of the Paytm App

Information regarding Convenience Fee will not be displayed in older versions of the app (8.6.0 or below)

Ok Got It!



Click to enlarge

SELECT AN OPTION TO PAY



Pay easily using your saved payment methods

Mobile number registered with Paytm

Active
Go to 5

Note: -

1. You can apply for multiple semester by selecting semester in the drop down and clicking on submit and doing the payment for the same.
2. Payment needs to be done separately for all semester and every semester form needs to be submitted separately.
3. Payment for each semester will be different for as per subject count wise